


ANALYTICAL AND MEDICAL TECHNOLOGY



PUMPS



VALVES



SYSTEMS



ANALYTICAL & MEDICAL TECHNOLOGY

Innovations in Fluidics

BMT Fluid Control Solutions has been offering pumps, valves, components and systems in the fields of analytics, medical, research and industry, since 1994.

We deliver products and modules that can be used for neutral gases and aggressive liquids. Through innovation and the highest quality, we always aim to provide an optimal solution for your specific applications.



State-of-the-art technology enables a compact design with outstanding performance. This qualifies our products for the use in microfluidics.

Constant improvements in manufacturing processes afford us the opportunity to offer technically and economically optimised components.

We follow a quality management system according to the standard DIN EN ISO 9001: 2015 in order to guarantee the highest quality.



Our qualified employees support you from the very first idea to full series production.



	01	SHAPE MEMORY ALLOY VALVE	03
	02	DIAPHRAGM ISOLATION SOLENOID VALVES	04
	03	SPECIAL SOLUTIONS FOR ANALYTICAL AND MEDICAL TECHNOLOGY	14
	04	VALVE TECHNOLOGY	19
	05	MANIFOLDS & MODULES	22
	06	ROTARY VALVES	24
	07	AIR OPERATED DIAPHRAGM VALVES	30
	08	PINCH VALVES	31
	09	INLINE MICRO-JET VALVES	34
	10	MINIATURE SOLENOID VALVES	36
	11	MINIATURE PROPORTIONAL VALVES	40
	12	PIEZO PUMPS	44
	13	MINIATURE SYRINGE PUMPS	46
	14	MINIATURE DIAPHRAGM PUMPS FOR LIQUIDS	49
	15	PERISTALTIC PUMPS	50
	16	ULTRA MINIATURE PUMPS	55
	17	METERING PUMPS	58
	18	PISTON PUMPS	59
	19	MINIATURE DIAPHRAGM PUMPS FOR GASES	60
	20	MICROFLUIDIC	62
	21	FLUIDIK CHIPS	63
	22	SENSORS	64
	23	NEEDLES	65
	24	ACCESSORIES	66
	25	FLUIDIC SYSTEMS	68
	26	AEROSPACE ENGINEERING	70
	27	CUSTOMISATION & INTEGRATION	71

OVERVIEW DIAPHRAGM ISOLATION SOLENOID VALVES

2/2-way NC, 2/2-way NO, 2/2-way latching
 3/2-way, 3/2-way latching
 Orifice diameter 0.4 - 6.0 mm (DN)

SMV Series



2/2-way NC
 0.4 | 0.8 mm (DN)

NV / NLV Series



2/2-way NC
 2/2-way latching
 0.4 mm (DN)

EXAK / EXAKN Series



2/2-way NC
 2/2-way NO
 3/2-way
 0.8 mm (DN)

KV Series



2/2-way NC
 3/2-way
 0.8 mm (DN)

WTE Series



2/2-way NC
 1.0 mm (DN)

EXV Series



2/2-way NC
 1.0 mm (DN)

STV Series



2/2-way NC
 2/2-way NO
 3/2-way
 1.0 - 1.2 mm (DN)

RVC Series



2/2-way NC
 2/2-way NO
 3/2-way
 1.0 mm (DN)

RVB Series



2/2-way NC
 2/2-way NO
 3/2-way
 1.6 mm (DN)

CTV Series



2/2-way NC
 2/2-way NO
 3/2-way
 1.0 - 1.6 mm (DN)

WTA Series



2/2-way NC
 2/2-way NO
 1.2 - 2.0 mm (DN)

WTB Series



2/2-way NC
 2/2-way NO
 3/2-way
 1.2 - 2.0 mm (DN)

WLB Series



2/2-way latching
 3/2-way latching
 1.2 - 2.0 mm (DN)

MTV Series



2/2-way NC
 2/2-way NO
 3/2-way
 0.8 - 2.0 mm (DN)

WEG Series



2/2-way NC
 3/2-way
 2.0 mm (DN)

MLV Series



2/2-way NC
 2/2-way NO
 3/2-way
 2.5 mm (DN)

WBV Series



2/2-way NC
 4.0 mm (DN)

NRV Series



2/2-way NC
 2/2-way NO
 3/2-way
 4.0 - 6.0 mm (DN)

PKV Series



2/2-way NC
 2/2-way NO
 3/2-way
 4.0 - 6.0 mm (DN)

SHAPE MEMORY ALLOY VALVE

2/2-way shape memory alloy diaphragm isolation valve
Orifice diameter 0.4 mm (DN) | 0.8 mm (DN)
Low Cost

SMV Series



Shape Memory Alloy valve driver
12 VDC - 24 VDC

By using a shape memory alloy instead of a magnet, the switching is almost silent and requires an extremely low power of only 0.3 W.

With this technology the switching is significantly slower compared to solenoid valves, which means that the valves are especially suitable in applications that need to react sensitively to fast flow movements.

The compact design of only 4.0 x 18.4 x 19 mm and the O-ring connection allow space-saving integration in micro-fluidic systems.

The design and manufacturing method allows this valve to be used as a disposable and **low-cost solution**.

SPECIFICATIONS

	SMV Series
Type	2/2-way NC
Orifice diameter	0.4 mm (DN) 0.8 mm (DN)
Port connection	Hose Barbs O-Ring
Electrical supply	Constant current: 250 mA (Operation with resistor between valve and power supply: 45 Ω - 5 W using 12 VDC, 10 Ω - 1 W using 2x AA battery)
Operating pressure range	Inlet: 0 - 1000 mbar (Customised models: 0 - 2000 mbar 0 - 2500 mbar) Outlet: 0 - 500 mbar (Customised models: 0 - 1000 mbar)
Diaphragm material	FPM EPDM FFKM
Body material	PPS PEEK
Response time	approx. 600 ms
Fluid temperature range	5 - 40°C
Ambient temperature range	5 - 40°C
Power consumption	0.3 W
Operating duration	max. 0.6 Hz
Outer dimensions (depending on the model)	4.0 x 18.4 x 19.0 mm
Weight	approx. 1 g

Customisable to specific requirements (e.g. higher pressure range, different operating mode, higher temperature range, different port connections, ...)

ULTRA-MINIATURE DIAPHRAGM ISOLATION SOLENOID VALVES

2/2-way NC, 2/2-way latching
Orifice diameter 0.4 mm (DN)

02

NV / NLV Series



2/2-way diaphragm isolation solenoid valve
- Available in a latching version too.

With an orifice diameter of 0.4 mm and dimensions of only Ø5.7 x 32.5 mm (NL / NLV series) these valves are ideally suited for microfluidic applications with the highest demands. The latching design results in low power consumption and low heat generation.

Internal volume: 1.1 µl | 1.5 µl | 4.3 µl (depending on the valve body type).

SPECIFICATIONS

	NV Series	NLV Series
Type	2/2-way NC	2/2-way latching
Orifice diameter	0.4 mm (DN)	
Port connection	Hose Barbs Flange	
Rated voltage	5 VDC 12 VDC 24 VDC	
Operating pressure range	Inlet: 0 - 1000 mbar Outlet: 0 - 500 mbar (higher operating pressure on request)	
Diaphragm material	Perfluoroelastomer (FFKM) FPM	
Body material	PEEK PPS	
Seal material	Perfluoroelastomer (FFKM) FPM	
Fluid temperature range	10 - 50°C	
Ambient temperature range	10 - 50°C	
Power consumption	1 W	1.5 W (when switching)
Operating duration	40% ED	20% ED
Outer dimensions (depending on the model)	Ø5.7 x 32.5 mm Height depends on fluidic port connection	

Customisable to specific requirements (e.g. higher pressure range, different operating mode, higher temperature range, different operating voltage, different port connections, ...)

DIAPHRAGM ISOLATION SOLENOID VALVES

2/2-way NC, 2/2-way NO, 3/2-way
Orifice diameter 0.8 mm (DN)
Zero pumping volume valves

EXAK Series



EXAKN Series



2/2-way and 3/2-way diaphragm isolation solenoid valves with zero pumping volume.

Pumping volume EXAKN

Port	ON - 1 (µl)	OFF - 1 (µl)	ON - 2 (µl)	OFF - 2 (µl)	ON - 3 (µl)	OFF - 3 (µl)
COM	+ 0.002	- 0.015	+ 0.002	- 0.015	+ 0.002	- 0.015
NC	+ 0.024	- 0.010	+ 0.024	- 0.010	+ 0.024	- 0.010
NO	+ 0.005	- 0.005	+ 0.005	- 0.005	+ 0.005	- 0.005

SPECIFICATIONS

	EXAK Series	EXAKN Series
Type	2/2-way NC 2/2-way NO 3/2-way	
Orifice diameter	0.8 mm (DN)	
Port connection	M5 Hose Barbs	
Rated voltage	12 VDC 24 VDC	
Operating pressure range	Inlet: -400 - 1000 mbar Outlet (NC NO): 0 - 500 mbar	Inlet: -400 - 3000 mbar Outlet (NC NO): 0 - 1500 mbar
Diaphragm material	PTFE	
Body material	PFA	ETFE
Seal material	PTFE	Perfluoroelastomer (FFKM)
Other wetted materials	-	PVDF (for 3/2-way)
Fluid temperature range	0 - 60°C	
Ambient temperature range	0 - 50°C	0 - 60°C
Power consumption	0.94 W	1.2 W
Operating duration	100% ED	
Outer dimensions (depending on the model)	Ø12.0 x 48.1 mm	Ø14.0 x 42.3 mm

Customisable to specific requirements (e.g. higher pressure range, different operating mode, higher temperature range, different operating voltage, different port connections,...)


DIAPHRAGM ISOLATION SOLENOID VALVES

2/2-way NC, 3/2-way
Orifice diameter 0.8 - 1.0 mm (DN)

02

DIAPHRAGM ISOLATION SOLENOID VALVES

KV Series



2/2-way and 3/2-way miniature diaphragm isolation solenoid valves.

With an orifice diameter of 0.8 mm and a width of only 6 mm these valves can be integrated in a compact production design.

WTE Series



2/2-way miniature diaphragm isolation solenoid valves with an orifice diameter of 1.0 mm and a pressure range from -650 mbar up to 1000 mbar at the inlet.

Due to higher vacuum range these isolation valves are especially suitable for use on the inlet side of the pump. The compact design enables the smallest manifold solutions to be integrated into your application.

SPECIFICATIONS

	KV Series	WTE Series
Type	2/2-way NC 3/2-way	2/2-way NC
Orifice diameter	0.8 mm (DN)	1.0 mm (DN)
Port connection	Flange	
Rated voltage	12 VDC 24 VDC	
Operating pressure range	Inlet: 0 - 1000 mbar Outlet (NC, NO): 0 - 500 mbar	Inlet: -650 - 1000 mbar Outlet: 0 - 100 mbar (higher operating pressure on request)
Diaphragm material	Perfluoroelastomer (FFKM) FPM	PTFE
Body material	PEEK PPS	
Seal material Soft-Seal	Perfluoroelastomer (FFKM) FPM	Perfluoroelastomer (FFKM) FPM
Fluid temperature range	5 - 50°C	5 - 50°C
Ambient temperature range	5 - 40°C	5 - 50°C
Power consumption	1.8 W	1.5 W
Operating duration	100% ED	100% ED
Outer dimensions (depending on the model)	6.0 x 50.0 x 12.5 mm	19.0 x 11.0 x 31.3 mm

Customisable to specific requirements (e.g. higher pressure range, different operating mode, higher temperature range, different operating voltage, different port connections,...)

DIAPHRAGM ISOLATION SOLENOID VALVES

2/2-way NC, 2/2-way NO, 3/2-way
Orifice diameter 1.0 - 1.2 mm (DN)

EXV Series




2/2-way diaphragm isolation solenoid valves.

Due to a small internal volume of only 4 µl (inlet), 25 µl (outlet) and a low pumping volume, liquids can be precisely controlled with this valve series.

The flange connection and the small size allow for easy integration into compact modules.

STV Series



2/2-way and 3/2-way diaphragm isolation solenoid valves.

A large selection of wetted materials and connection options enable a wide range of applications.

For this series there is a 2/2-way version available with push-in fittings. These connections allow the use of PTFE or PFA tubes with an outer diameter of 2.0 mm.

SPECIFICATIONS

	EXV Series	STV Series
Type	2/2-way NC	2/2-way NC 2/2-way NO 3/2-way
Orifice diameter	1.0 mm (DN)	1.0 - 1.2 mm (DN)
Port connection	Flange	M6 1/4-28UNF Hose Barbs Flange Push-In fittings (for 2/2-way)
Rated voltage	12 VDC 24 VDC	
Operating pressure range	Inlet: -200 - 2000 mbar (Customised models up to 6000 mbar) Outlet: -500 - 2000 mbar	Inlet: -900 - 2000 mbar Outlet (NC NO): 0 - 500 mbar
Diaphragm material	PTFE	PTFE
Body material	PTFE PCTFE PEEK PPS	PEEK PPS PTFE POM
Seal material Soft-Seal	Perfluoroelastomer (FFKM) FPM	PTFE Perfluoroelastomer (FFKM) FPM
Other wetted materials	-	PTFE Ceramic - Al ₂ O ₃ for 3/2-way
Fluid temperature range	0 - 40°C	0 - 50°C
Ambient temperature range	0 - 40°C	0 - 50°C
Power consumption	2.8 W	1.7 - 2.9 W (depending on the model)
Operating duration	100% ED	100% ED
Outer dimensions (depending on the model)	14.0 x 25.0 x 31.7 mm	Ø20.0 x 42.5 mm

Customisable to specific requirements (e.g. higher pressure range, different operating mode, higher temperature range, different operating voltage, different port connections, ...)

DIAPHRAGM ISOLATION SOLENOID VALVES

2/2-way NC, 2/2-way NO, 3/2-way
Orifice diameter 1.0 mm (DN) | 1.6 mm (DN)
Rocker valve

02

DIAPHRAGM ISOLATION SOLENOID VALVES

RVC Series



2/2-way and 3/2-way rocker diaphragm isolation solenoid valves.

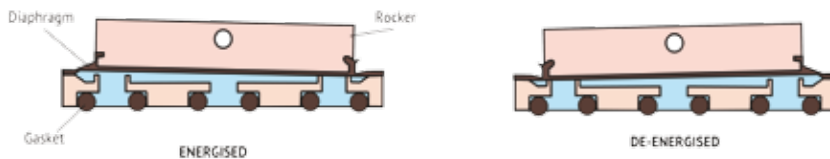
With a width of 10.0 mm, this valve can be integrated compactly. The rocker mechanism allows the same pressure range on all ports.

RVB Series



2/2-way and 3/2-way rocker diaphragm isolation solenoid valves.

With an orifice diameter of 1.6 mm as standard, pressures up to 2.5 bar and a vacuum down to -900 mbar are possible at all connections - which makes its use in bidirectional fluidic systems at high pressure or vacuum possible.



SPECIFICATIONS

	RVC Series	RVB Series
Type	2/2-way NC 2/2-way NO 3/2-way	
Orifice diameter	1.0 mm (DN)	1.6 mm (DN)
Port connection	Flange M5 M6 1/4-28UNF	Flange M6 1/4-28UNF
Rated voltage	12 VDC 24 VDC	
Operating pressure range	Inlet and Outlet (NC NO): -500 - 1000 mbar	Inlet and Outlet (NC NO): -90 - 2500 mbar (Optional: 5000 mbar)
Diaphragm material	FKM	Perfluoroelastomer (FFKM) EPDM FPM
Body material	PEEK	PEEK PPS ETFE
Seal material	FKM	Perfluoroelastomer (FFKM) EPDM FPM
Fluid temperature range	0 - 50°C	
Ambient temperature range	0 - 50°C	
Power consumption	3.6 W (24VDC) 4.2 W (12VDC) 1.0 W (using for holding voltage electronic)	3.4 W 0.85 W (using for holding voltage electronic)
Operating duration	100% ED	
Outer dimensions	10.0 x 32.0 x 40.0 mm	16.0 x 27.0 x 46.0 mm

Customisable to specific requirements (e.g. higher pressure range, different operating mode, higher temperature range, different operating voltage, different port connections, ...)

DIAPHRAGM ISOLATION SOLENOID VALVES

2/2-way NC, 2/2-way NO, 3/2-way
Orifice diameter 1.0 - 2.0 mm (DN)

CTV Series



2/2-way and 3/2-way diaphragm isolation solenoid valves.

A large selection of materials in contact with the media, connection options and a very large pressure range enable a wide range of applications.

2/2-way versions with Push-In fittings are available for these series. The connections allow the use of PTFE or PFA tubes with an outer diameter of 2.0 mm.

WTA Series



2/2-way diaphragm isolation solenoid valves.

Through a large pressure range and a variety of connections this valve series covers a wide range of applications. Highly inert designs with wetted materials such as PTFE, PEEK and FFKM offer high chemical resistance.

SPECIFICATIONS

	CTV Series	WTA Series
Type	2/2-way NC 2/2-way NO 3/2-way	2/2-way NC
Orifice diameter	1.0 - 1.6 mm (DN)	1.2 - 2.0 mm (DN)
Port connection	M6 1/4-28UNF Hose Barbs Flange Push-In fittings (for 2/2-way)	
Rated voltage	12 VDC 24 VDC	
Operating pressure range	Inlet: -500 - 2000 mbar (Customised models up to 6000 mbar) Outlet (NC NO): 0 - 500 mbar	Inlet: -900 - 2000 mbar (Customised models up to 6000 mbar) Outlet (NC NO): 0 - 1000 mbar
Diaphragm material	PTFE	
Body material	PEEK PPS PTFE POM	PEEK PPS PTFE
Seal material Soft-Seal	PTFE Perfluoroelastomer (FFKM) FPM EPDM	
Other wetted materials	PTFE Ceramic - Al ₂ O ₃ PEEK (for 3/2-way)	-
Fluid temperature range	0 - 50°C	5 - 50°C
Ambient temperature range	0 - 50°C	5 - 50°C
Power consumption	1.9 - 4.4 W (depending on the model)	2.8 - 3.4 W (depending on the model)
Operating duration	100% ED	
Outer dimensions (depending on the model)	Ø21.0 x 59.8 mm	24.0 x 20.6 x 53.9 mm

Customisable to specific requirements (e.g. higher pressure range, different operating mode, higher temperature range, different operating voltage, different port connections,...)

DIAPHRAGM ISOLATION SOLENOID VALVES

2/2-way NC, 2/2-way NO, 3/2-way, 2/2-way latching, 3/2-way latching
Orifice diameter 1.2 - 2.0 mm (DN)

02

DIAPHRAGM ISOLATION SOLENOID VALVES

WTB Series



2/2-way and 3/2-way diaphragm isolation solenoid valves.

With a large pressure range and a variety of connection options this valve series cover a wide range of applications. Highly inert designs with wetted materials such as PTFE, PEEK and FFKM offer high chemical resistance.

WLB Series



2/2-way and 3/2-way diaphragm isolation solenoid valves in a latching version.

A low power consumption and heat generation is achieved due to the latching design - optimal for battery operated applications and liquids that react sensitively to heat transfer.

SPECIFICATIONS

	WTB Series	WLB Series
Type	2/2-way NC 2/2-way NO 3/2-way	2/2-way latching 3/2-way latching
Orifice diameter	1.2 - 2.0 mm (DN)	
Port connection	M6 1/4-28UNF Hose Barbs Flange	
Rated voltage	12 VDC 24 VDC	
Operating pressure range	Inlet: -900 - 2000 mbar (Customised models up to 6000 mbar) Outlet (NC NO): 0 - 1000 mbar (Customised models up to 3000 mbar)	Inlet: -900 - 2000 mbar Outlet (NC): 0 - 1000 mbar Outlet (NC NO): 0 - 500 mbar (for 3/2-way)
Diaphragm material	PTFE	
Body material	PEEK PPS PTFE	
Seal material Soft-Seal	PTFE Perfluoroelastomer (FFKM) FPM EPDM	
Other wetted materials	PTFE	
Fluid temperature range	5 - 50°C	5 - 50°C
Ambient temperature range	5 - 50°C	5 - 50°C
Power consumption	2.8 - 3.4 W (depending on the model)	8 W (when switching)
Operating duration	100% ED	10% ED
Outer dimensions (depending on the model)	24.0 x 20.6 x 55.9 mm	

Customisable to specific requirements (e.g. higher pressure range, different operating mode, higher temperature range, different operating voltage, different port connections, ...)

DIAPHRAGM ISOLATION SOLENOID VALVES

2/2-way NC, 2/2-way NO, 3/2-way
Orifice diameter 0.8 - 2.0 mm (DN)

MTV Series



2/2-way and 3/2-way diaphragm isolation solenoid valves.

This series of isolation valves offers various models optimised for their internal volume and pumping volume. There are also valves for high-temperature fluid and for pressures up to 8 bar. Due to their high vacuum suitability on the inlet side, these valves can also be used in front of the pump on the suction side.

WEG Series



2/2-way and 3/2-way diaphragm isolation solenoid valves.

Less pumping volume compared to conventional valves.

With a pressure range of -900 to 2000 mbar on all connections this valve series is suitable for pressure and vacuum applications.

SPECIFICATIONS

	MTV Series	WEG Series
Type	2/2-way NC 2/2-way NO 3/2-way	2/2-way NC 3/2-way
Orifice diameter	0.8 - 2.0 mm (DN)	2.0 mm (DN)
Port connection	M6 1/4-28UNF Hose Barbs Flange	Hose Barbs
Rated voltage	12 VDC 24 VDC	
Operating pressure range	Inlet: -1000 - 2000 mbar (Customised models up to 8000 mbar) Outlet (NC NO): 0 - 1000 mbar	Inlet: -900 - 2000 mbar Outlet: -900 - 2000 mbar
Diaphragm material	PTFE	EPDM (Optional: FPM)
Body material	PEEK PPS PTFE PCTFE POM HPVC	PPS
Seal material Soft-Seal	PTFE Perfluoroelastomer (FFKM) FPM	EPDM FPM
Other wetted materials	PTFE Ceramic - Al ₂ O ₃ PEEK (for 3/2-way)	-
Fluid temperature range	0 - 60°C 5 - 60°C (for: Perfluoroelastomer FFKM)	5 - 50°C
Ambient temperature range	0 - 60°C 5 - 60°C (for: Perfluoroelastomer FFKM)	5 - 50°C
Power consumption	1.9 - 4.4 W (depending on the model)	2.6 W
Operating duration	100% ED	
Outer dimensions (depending on the model)	Ø26.0 x 57.0 mm	21.0 x 16.0 x 54.4 mm

Customisable to specific requirements (e.g. higher pressure range, different operating mode, higher temperature range, different operating voltage, different port connections, ...)

DIAPHRAGM ISOLATION SOLENOID VALVES

2/2-way NC, 2/2-way NO, 3/2-way
Orifice diameter 2.5 mm (DN) | 4.0 mm (DN)

02

DIAPHRAGM ISOLATION SOLENOID VALVES

MLV Series



2/2-way and 3/2-way diaphragm isolation solenoid valves.

With an orifice diameter of 2.5 mm this valve series enables significantly higher flow rates than the standard MTV, WTA and WTB series and is still extremely compact, compared to the diaphragm isolation solenoid valves with high flow rates and an orifice diameter of 4.0 to 6.0 mm.

WBV Series



2/2-way diaphragm isolation solenoid valves normally closed.

Designed for dialysis machines and waste lines with a large orifice diameter of 4 mm and a compact design. With a media temperature range of up to 95°C and a low power consumption of 6 W it offers advantages compared to other models. An O-ring version that can be mounted directly on the balance chamber is available too.

SPECIFICATIONS

	MLV Series	WBV Series
Type	2/2-way NC 2/2-way NO 3/2-way	2/2-way NC
Orifice diameter	2.5 mm (DN)	4.0 mm (DN)
Port connection	M8 5/16-24UNF Rc1/8 1/8-27NPT	Hose Barbs O-Ring
Rated voltage	12 VDC 24 VDC	
Operating pressure range	Inlet: -400 - 2000 mbar Outlet (NC NO): 0 - 500 mbar	Inlet: -900 - 3000 mbar Outlet: -900 - 3000 mbar
Diaphragm material	PTFE	EPDM FPM
Body material	PEEK PTFE PCTFE POM HPVC	PPS
Seal material Soft-Seal	PTFE Perfluoroelastomer (FFKM) FPM	-
Other wetted materials	PTFE Ceramic - Al ₂ O ₃ (for 3/2-way)	-
Fluid temperature range	0 - 60°C	5 - 95°C
Ambient temperature range	5 - 60°C (for Soft-Seal: Perfluoroelastomer FFKM)	0 - 50°C
Power consumption	3.1 - 4.4 W (depending on the model)	6 W
Operating duration	100% ED	
Outer dimensions (depending on the model)	Ø30.0 x 57.2 mm	48.0 - 57.0 x 33.0 x 84.8 mm

Customisable to specific requirements (e.g. higher pressure range, different operating mode, higher temperature range, different operating voltage, different port connections,...)

DIAPHRAGM ISOLATION SOLENOID VALVES

2/2-way NC, 2/2-way NO, 3/2-way
Orifice diameter 4.0 - 6.0 mm (DN)

NRV Series



2/2-way and 3/2-way solenoid valves with diaphragm isolation and large orifice diameter.

This valve series offers designs only made of PTFE, which results in high chemical resistance.

PKV Series



2/2-way and 3/2-way solenoid valves with diaphragm isolation and large orifice diameter.

A large selection of connection options enables easy integration into fluidic systems.

SPECIFICATIONS

	NRV Series	PKV Series
Type	2/2-way NC 2/2-way NO 3/2-way	
Orifice diameter	4.0 - 6.0 mm (DN)	
Port connection	Rc1/8 Rc1/4 1/8-27NPT 1/4-18NPT	Rc1/8 Rc1/4 1/8-27NPT 1/4-18NPT Hose Barbs
Rated voltage	12 VDC 24 VDC	
Operating pressure range	Inlet: -900 - 2000 mbar Outlet (NC NO): 0 - 500 mbar	
Diaphragm material	PTFE	
Body material	PTFE PEEK PPS HPVC	
Seal material Soft-Seal	PTFE Perfluoroelastomer (FFKM) FPM	Perfluoroelastomer (FFKM) FPM EPDM
Other wetted materials	PTFE PCTFE Ceramic - Al ₂ O ₃ (for 3/2-way)	
Fluid temperature range	0 - 60°C 5 - 60°C (for Soft-Seal: Perfluoroelastomer FFKM)	5 - 60°C
Ambient temperature range	0 - 60°C 5 - 60°C (for Soft-Seal: Perfluoroelastomer FFKM)	5 - 40°C
Power consumption	5.5 W	6.0 - 10.0 W (depending on the model)
Operating duration	100% ED	
Outer dimensions (depending on the model)	Ø44.0 - 45.0 x 80.0 - 84.0 mm	40.0 x 42.0 x 71.0 - 85.3 mm

Customisable to specific requirements (e.g. higher pressure range, different operating mode, higher temperature range, different operating voltage, different port connections, ...)

SLIDER VALVES

2/2-way NC, 3/2-way
Orifice diameter 0.4 | 1.0 mm (DN)

Slider valve



2/2-way and 3/2-way slider valves enable a high-pressure range of up to 5 bar.

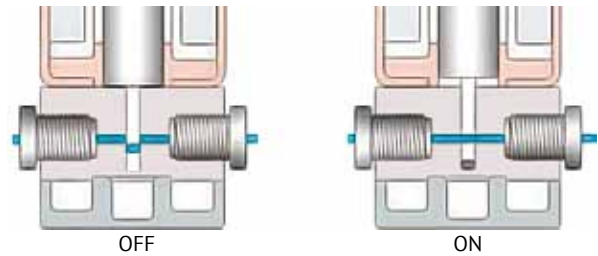
Because of the innovative design, the negative pumping volume effect, which is disadvantageous for many analysis instruments, is almost eliminated and a possible cross-contamination of the samples is also significantly reduced. The internal volume is:

- 0.4 mm DN: 1.5 μ l (2/2-way) | 3.7 μ l (3/2-way)
- 1.0 mm DN: 16.5 μ l (2/2-way) | 32.2 μ l (3/2-way)

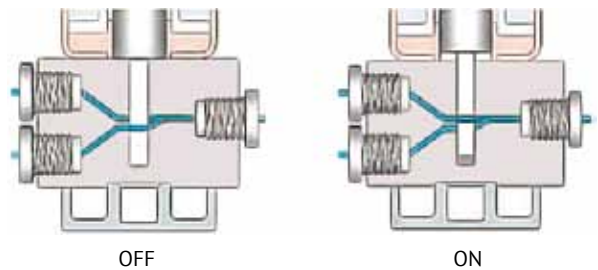
SPECIFICATIONS

	Slider valve
Type	2/2-way NC 3/2-way
Orifice diameter	0.4 mm 1.0 mm (DN)
Port connection	10-32UNF (0.4 mm DN) M6 1/4-28UNF (1.0 mm DN)
Rated voltage	12 VDC 24 VDC
Operating pressure range	Inlet: 0 - 5000 mbar (0.4 mm DN) -900 - 3000 mbar (1.0 mm DN)
Body material	PEEK
Other wetted materials	PTFE, Ceramic - Al ₂ O ₃ (0.4 mm DN) SiC (Silicon Carbide) (1.0 mm DN)
Fluid temperature range	10 - 50°C
Ambient temperature range	10 - 50°C
Power consumption	18 W (0.4 mm DN) 16 W (1.0 mm DN)
Operating duration	15% ED (for orifice diameter 0.4 mm DN) 33% ED (for orifice diameter 1.0 mm DN) 100% ED with holding voltage
Outer dimensions	24.0 x 34.0 - 38.5 x 62.0 mm (0.4 mm DN) 38.0 x 38.0 - 41.5 x 86.0 mm (1.0 mm DN)

Operating principle of a 2/2-way slider valve

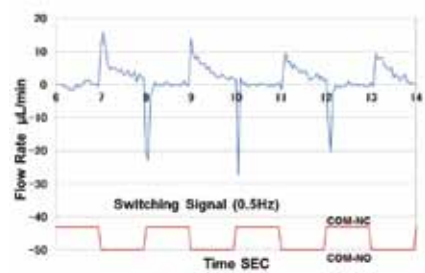


Operating principle of a 3/2-way slider valve

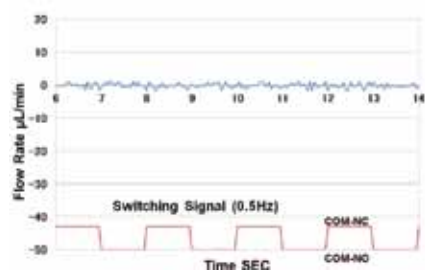


Comparison of the pumping volume of conventional valves with a diaphragm:

Pumping volume KV-3K series (standard valve)



Pumping volume slider valve



Customisable to specific requirements (e.g. higher pressure range, different operating mode, higher temperature range, different operating voltage, different port connections, ...)

SAMPLE INJECTION VALVE

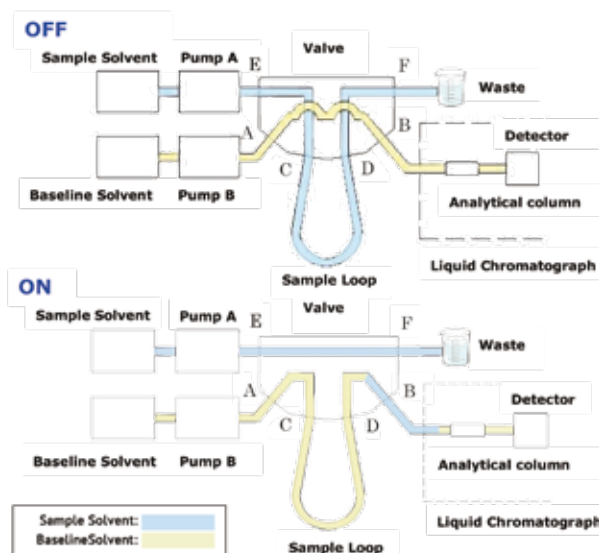
2 positions, 6 connections
Orifice diameter 0.4 mm (DN)

Sample injection valve



This 2-position, 6-port valve is the first solenoid valve for injecting samples, which is controlled with a linear actuator.

As an alternative to conventional rotary valves, this solution offers various advantages. It is much easier to control, offers a smaller design and has a long lifetime. The internal volume is only 9.0 µl. A valve with 2 positions and 4 ports is also available.



SPECIFICATIONS

Sample injection valve	
Type	2 positions, 6 connections
Orifice diameter	0.4 mm (DN)
Port connection	10-32UNF
Rated voltage	12 VDC 24 VDC
Operating pressure range	Inlet: 0 - 5000 mbar (High pressure version: 0 - 25000 mbar)
Body material	PEEK
Other wetted materials	PTFE, SiC (Silicon Carbide) (ZrO ₂ (Zirconium Dioxide) for high pressure version)
Fluid temperature range	5 - 50°C
Ambient temperature range	5 - 50°C
Power consumption	23 W (3.6 W using holding voltage electronics) (18 W (3.0 W using holding voltage electronics) for high pressure version)
Outer dimensions	33.0 x 42.0 x 62.0 mm

Customisable to specific requirements (e.g. higher pressure range, different operating mode, higher temperature range, different operating voltage, different port connections,...)


LOW PRESSURE GRADIENT MIXING VALVE VALVES FOR HIGH-TEMPERATURE SULPHURIC ACID

4x 2/2-way NC, 2/2-way NC
Orifice diameter 1.2 mm (DN) | 1.8 mm (DN)

03

SPECIAL SOLUTIONS FOR ANALYTICAL AND MEDICAL TECHNOLOGY

Low pressure gradient mixing valve



This 4-way manifold valve, which was specially developed for low-pressure gradient mixers, guides all four inlets to the same outlet. These four inlets can be controlled via individual solenoid valves to generate the required mixing ratios. Because the length of the individual channels to the joint outlet is the same, very high accuracy of the mixing ratio is achieved.

Valve for high-temperature sulphuric acid



2/2-way diaphragm isolation solenoid valve for high-temperature sulphuric acid (up to 180°C).

Because of its unique construction, changes in the plastic body due to the high temperatures are absorbed. Consequently, this valve does not lose its tightness with high-temperature liquids.

SPECIFICATIONS

	Low pressure gradient mixing valve	Valve for high-temperature sulphuric acid
Type	4x 2/2-way NC	2/2-way NC
Orifice diameter	1.2 mm (DN)	1.8 mm (DN)
Port connection	M6 1/4-28UNF	
Rated voltage	12 VDC 24 VDC	
Operating pressure range	Inlet: 0 - 500 mbar Outlet: -650 - 1500 mbar	Inlet: 0 - 8000 mbar Outlet: 0 - 1000 mbar
Diaphragm material	PTFE	PFA
Seal material	(Perfluoroelastomer (FFKM) as sealing material between valves and manifold, not in direct contact with the fluid)	Perfluoroelastomer (FFKM)
Body material	PEEK	PFA
Fluid temperature range	5 - 40°C	5 - 180°C
Ambient temperature range	5 - 40°C	5 - 40°C
Power consumption	4 x 3.5 W	7.6 W
Operating duration	100% ED	20% ED
Outer dimensions	117.0 x 117.0 x 31.0 mm	Ø25.0 x 47.5 mm

DIAPHRAGM ISOLATION PROPORTIONAL SOLENOID VALVES MANIFOLD XTA-SERIES – UP TO 12 STATIONS

Orifice diameter 4.0 mm (DN) | 1.6 mm (DN)

NPV-Series



2/2-way diaphragm isolation proportional solenoid valves.

With these valves the flow rate can be controlled via the operating voltage.

Wetted materials exclusively made of PTFE enable the use in applications that require a high chemical resistance.

The adjustable flow rates are:

- 0 - 30 l/min ($\Delta P = 100$ mbar, air)
- 0 - 4 l/min ($\Delta P = 1000$ mbar, water)

Manifold XTA-Series – up to 12 stations



This manifold consists of individual base blocks each with two 2/2-way valves of the XTA / WTA series. Up to 6 blocks can be connected, which creates manifold solutions with up to 12 stations.

The injection moulded blocks made of ETFE (fluorocarbon polymer) result in high chemical resistance and an economically optimised production method.

The standard orifice diameter is 1.6 mm with standard connections in M6, 1/4-28UNF or Push-In fittings.

SPECIFICATIONS

	NPV Series	XTA Manifold Series
Type	2/2-way NC - proportional	2/2-way NC
Orifice diameter	4.0 mm (DN)	1.6 mm (DN)
Port connection	Rc1/8 Rc1/4	M6 1/4-28UNF Push-in fittings (optional)
Rated voltage	24 VDC	12 VDC 24 VDC
Operating pressure range	Inlet: 0 - 1000 mbar Outlet: 0 - 500 mbar	Inlet: -900 - 2000 mbar Outlet: 0 - 500 mbar
Diaphragm material	PTFE	PTFE
Seal material	-	FFKM FPM EPDM (optional)
Body material	PTFE	ETFE
Fluid temperature range	10 - 60°C	5 - 50°C
Ambient temperature range	10 - 60°C	5 - 50°C
Power consumption	7.0 W	2.8 W x Number of valves
Operating duration	100% ED	100% ED
Outer dimensions	Ø40.0 x 95.0 mm	55.7 x 63.7 x 76.4 mm - 197.2 mm (depending on the number of valves)

CARTRIDGE VALVES

PRESSURE RELIEF VALVES

NEEDLE VALVES

03

SPECIAL SOLUTIONS FOR ANALYTICAL AND MEDICAL TECHNOLOGY



Cartridge valves

These solenoid valves offer the possibility of removing the diaphragm isolated valve body from the magnet – without using a tool.

The valve body is autoclavable and therefore reusable. The orientation of the valve body is arbitrary and can be freely rotated.

Its high chemical resistance enables a great field of application, for example in regenerative medicine.



Pressure relief valves

High resistance due to body made of PEEK and diaphragm made of PTFE with FFKM soft seal.

Integrated in the flow path, the valve opens when the maximum desired pressure is reached. This protects sensitive components in analysis systems against undesired pressure peaks.

By installing it directly in the fluidic path (3-port flowthrough structure), dead volumes are prevented.

Miniature needle valve

This valve is highly resistant due to wetted materials such as Perfluoroelastomer (FFKM) and PEEK (depending on the model also stainless steel).

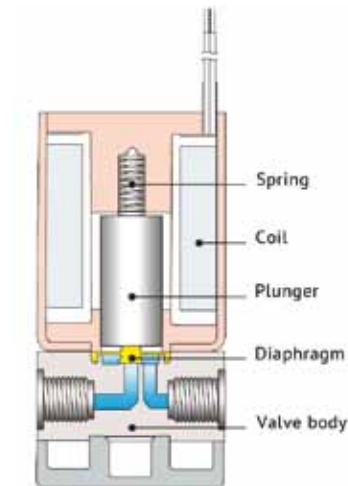


If a micro needle valve of the MNV series is used at the outlet of a piezo pump or a peristaltic pump, the pulsation is significantly dampened. The pulsation of an SDMP302 piezo pump is almost completely dampened, which can be seen in the adjacent graphic.

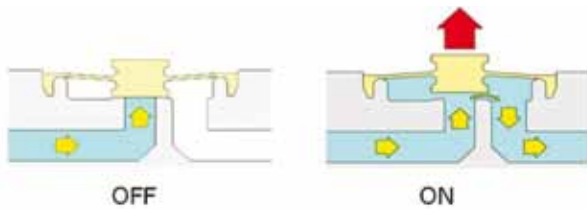
TECHNICAL INFORMATION DIAPHRAGM ISOLATION SOLENOID VALVES

Typical structure of diaphragm isolation solenoid valves

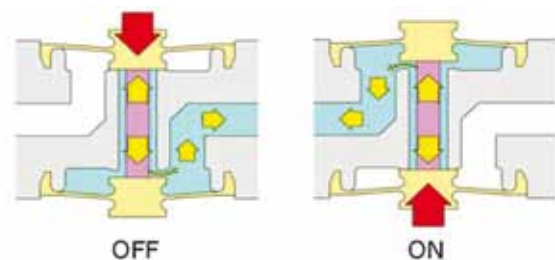
The diaphragm isolation solenoid valves consists of two parts. One is the valve part, which opens and closes the flow path, and the other part is the actuator part, which operates the valve part. A membrane (diaphragm) inside the valve isolates these two parts from each other. The diaphragm prevents fluids running inside the valve part (made of highly inert plastics such as PTFE and PEEK) from flowing into the actuator mainly made of metals. This function of the diaphragm prevents fluids from corroding the actuator. Over the cycles of operations, metal dusts etc. are generated from the actuator, and the diaphragm also prevents the dusts from mixing into fluids. This structure is ideal for applications such as sampling devices of analytical instruments and medical instruments, which do not tolerate impurities. It is also suitable for handling acids and chemicals which corrode metals.



Operating principle 2/2-way NC diaphragm isolation solenoid valves



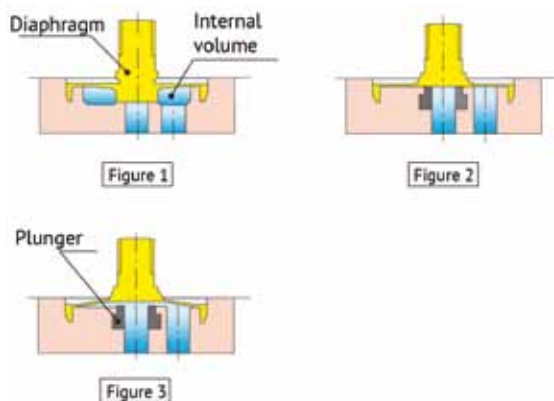
Operating principle 3/2-way NC diaphragm isolation solenoid valves



Optimised internal volume (zero internal volume)

The internal volume is determined by the space between the separating diaphragm and the valve body. When closing the valve, the internal volume is enclosed within the valve body. For hard sealing materials such as PTFE it is often not possible to completely flatten the valve seat.

A special chemically resistant elastomer is attached to the valve seat of the valves with optimised internal volume in order to completely flatten the seal. This ensures that no medium can become trapped in the valve body.



TECHNICAL INFORMATION

DIAPHRAGM ISOLATION SOLENOID VALVES

04

VALVE TECHNOLOGY

Pumping volume optimised valves (zero pumping volume)

When switching diaphragm separated solenoid valves, the separation diaphragm creates a pumping effect, as the separation diaphragm pulls and pushes volume through its movement. This pumping effect often has a negative influence on high-tech analytical instruments, such as high-precision dosing using a dispensing needle. By minimising this effect, a highly accurate dosage is possible.

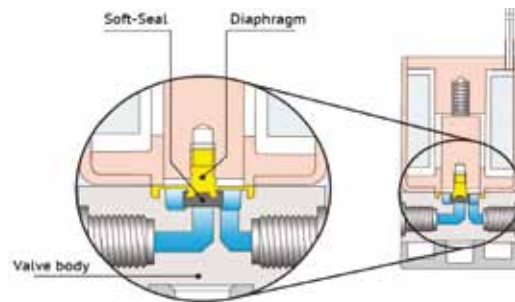
Due to this optimisation, diaphragm separated solenoid valves from the EXAKN or MTV series offer up to 100 times less pumping volume effect than conventional diaphragm separated valves.

Unit: μl

Type	PORT	ON-1	OFF-1	ON-2	OFF-2	ON-3	OFF-3
Zero-pumping volume type	COM	0.002	-0.015	0.002	-0.015	0.002	-0.015
	N.C.	0.024	-0.01	0.024	-0.01	0.024	-0.01
	N.O.	0.005	-0.005	0.005	-0.005	0.005	-0.005
Non-diaphragm valve	IN	0.009	0.018	-0.018	0.009	-0.017	0.018
	OUT	-0.723	0.81	-0.71	0.826	-0.708	0.849
Conventional type	COM	2.346	2.609	2.425	2.604	2.427	2.551
	N.C.	2.63	2.317	2.481	2.293	2.521	2.34
	N.O.	7.238	7.373	7.443	7.395	7.506	7.388

Soft-Seal

The Soft-Seal is used in applications with slightly crystallised liquids or liquids with particles. A small seal made of chemically resistant elastomer protects the PTFE separation diaphragm from particles, which prevents leakage that is otherwise common with PTFE membranes. Due to good chemical resistance, a Perfluoroelastomer (FFKM) is used as a Soft-Seal for example.




Ventiduct - to reduce heat transfer

Ventiduct is an optional component that is mounted between the valve body and the electromagnet to expand the separation of these two parts. This is used for example to meet the following requirements:

- For volatile and corrosive liquids
- For liquids with high temperatures
- For liquids that are very temperature sensitive

In addition, heat transfer from the electromagnet is significantly reduced to the fluid, and as a result, fluids with higher temperatures are possible. This is because the heat is not transferred to the magnet.

Under such conditions the Ventiduct significantly improves the properties of the valve. It protects the metal parts from volatile corrosive fluid, which can be further optimised by an additional separation diaphragm.



TECHNICAL INFORMATION

DIAPHRAGM ISOLATION SOLENOID VALVES

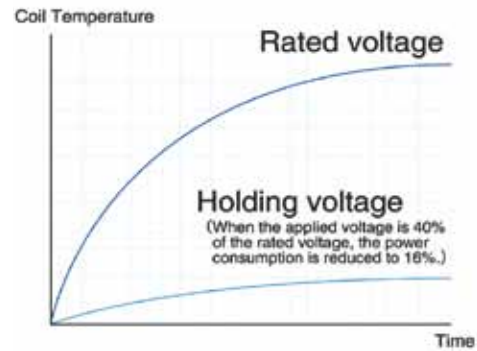
Holding voltage - Hit & Hold Circuit

After switching a solenoid valve by applying the specified voltage, the valve can also maintain this position at a much lower voltage (holding voltage).



For example, if a valve is switched with 24 VDC, the voltage can be reduced to 10 VDC under normal conditions to maintain this position.

This circuit provides various advantages, such as a significantly lower power consumption and significantly lower heating of the solenoid, optimisation of the reaction time, increased working pressure, minimisation of sizes, etc.

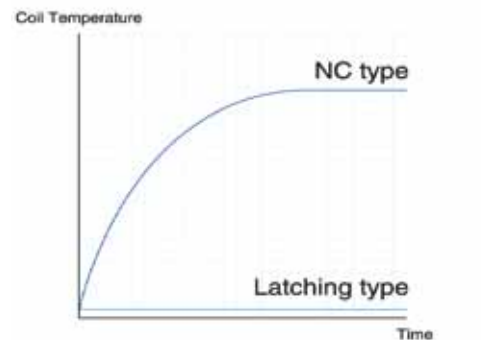


Input Voltage	5 VDC to 27 VDC
Switching time up to holding voltage	100 ms 300 ms
Output voltage	40 % of the input voltage (after inrush time)

Latching solenoid valves

The use of latching magnet systems for valves offers the following advantages:

- Heating of the fluid or the environment by the heating of a permanently switched coil is reduced to almost zero.
- Elimination of the energy required to hold the magnet in one position. This makes highly energy-efficient systems possible and it is particularly suitable for battery-powered mobile systems.



A disadvantage of latching valves however is, that there is no de-energised safety position, as the valves maintain their current position in the event of a power failure and do not return to the “normal” position. In some applications, a normally closed position is mandatory to interrupt the flow of the fluid, if the unit shuts off unexpectedly due to system or power failure.

Push-In connections

For valve bodies with Push-In connections, plastic tubes made of PTFE / PFA with an outside diameter of 2 mm can be simply plugged in without further processing or additional accessories.

To disconnect, just push the end of the push-in connector and the tube can be removed.



MANIFOLDS & MODULES

Fluidic modules with pumps & valves

Valve blocks / valve manifolds / modules as standard solution and according to customer specifications

To optimise the installation space and the fluidics installation, we offer modules with valves and pumps as manifold solutions in a standard design and according to customer specifications.

To achieve the best possible solution, optimised for performance and cost, we work in close cooperation with our customers.

The variety of diaphragm isolation solenoid valves with flange connection allows for a wide range of design options to reduce the installation space of our customers' devices.

Furthermore, the valve seat of some valve series can also be integrated directly into the manifold, further reducing the size and the cost of the module. The disadvantage of this solution is that individual valves can not be replaced during maintenance.



Bonded PTFE manifolds

Using a unique connection technology, we manufacture manifolds made of pure PTFE. This allows for maximum chemical resistance and curved channels can also be realised.

Due to the special connection technology - without glue - the channels remain free of contamination. The connection points are so precise that they can hardly be seen.


Multilayer manifolds

These manifolds are made by connecting multiple layers with integrated channels according to customer specifications. Unlike mechanical production, the channels can be freely designed - for example without corners and edges. By combining multiple layers, multilayer fluidic solutions can be realised. The bonding process uses no glue, so the properties of the materials used do not change and the fluidic channels will not become contaminated.



MANIFOLDS & MODULES

Fluidic modules with pumps & valves



APPLICATIONS

ROTARY MULTIPORT VALVES – PEEK & STAINLESS STEEL

Selection valves up to 30 bar

06

ROTARY VALVES

2-position 3-port Selection



	LMPR-020310-PK LMPR-020320-PK
Type	2-position 3-port selection
Port connection	10-32 UNF conical (LMPR-020310-PK) (optional 1/4-28 UNF flat bottom) 1/4-28UNF flat bottom (LMPR-020320-PK)
Material Body	PEEK
Material Rotor	Modified PEEK
Material Stator	Modified PEEK
Channel diameter	1.0 mm (LMPR-020310-PK) 2.0 mm (LMPR-020320-PK)
Max. Pressure	20 bar (LMPR-020310-PK) 10 bar (LMPR-020320-PK)
Motor	Stepper motor with driver
Voltage	24V
Interface	RS 485 RS 232

6-position 7-port Selection



	LMPR-060710-PK
Type	6-position 7-port selection
Port connection	10-32 UNF conical
Material Body	PEEK
Material Rotor	Modified PEEK
Material Stator	Modified PEEK
Channel diameter	1.0 mm
Max. Pressure	30 bar
Motor	Stepper motor with driver
Voltage	24 V
Interface	RS 485 RS 232

8-position 9-port Selection



	LMPR-080920-PK
Type	8-position 9-port selection
Port connection	1/4-28 UNF flat bottom
Material Body	PEEK
Material Rotor	Modified PEEK
Material Stator	Modified PEEK
Channel diameter	2.0 mm
Max. Pressure	10 bar
Motor	Stepper motor with driver
Voltage	24V
Interface	RS 485 RS 232

12-position 13-port Selection



	LMPR-121310 LMPR-121320-PK
Type	12-position 13-port selection
Port connection	10-32 UNF conical (LMPR-121310) 1/4-28 UNF flat bottom (LMPR-121320-PK)
Material Body	PEEK 316 stainless steel PTFE
Material Rotor	Modified PEEK
Material Stator	Modified PEEK
Channel diameter	1.0 mm (LMPR-121310) 2.0 mm (LMPR-121320-PK)
Max. Pressure	20 bar (LMPR-121310) 10 bar (LMPR-121320-PK)
Motor	Stepper motor with driver
Voltage	24V
Interface	RS 485 RS 232

6-Inlets 12-Outlets



	LMPR-D061210-PK-VH
Type	6-inlets 12-outlets parallel multiple selection valve (6 x 3/2-way)
Port connection	10-32 UNF conical
Material Body	PEEK (optional 316 stainless steel, PTFE)
Material Rotor	Modified PEEK
Material Stator	Modified PEEK
Channel diameter	1.0 mm
Max. Pressure	20 bar
Motor	without

HIGH PRESSURE ROTARY VALVES

Up to 350 bar

06

ROTARY VALVES

2-position 6-port Injection



	LHPR-020604-SS LHPR-020604-PK
Type	2-position 6-port injection
Port connection	10-32 UNF conical
Material Body	316 stainless steel (LHPR-020604-SS) PEEK (LHPR-020604-PK)
Material Rotor	Sapphire fibre
Material Stator	Modified PEEK
Channel diameter	0.4 mm
Max. Pressure	350 bar
Motor	Stepper motor with driver
Voltage	24V
Interface	RS 485 RS 232

2-position 4-port Injection



	LHPR-020404-PK
Type	2-position 4-port injection
Port connection	10-32 UNF conical
Material Body	PEEK
Material Rotor	Sapphire fibre
Material Stator	Modified PEEK
Channel diameter	0.4 mm
Max. Pressure	350 bar
Motor	Stepper motor with driver
Voltage	24 V
Interface	RS 485 RS 232

6-position 7-port Selection



	LHPR-060704-SS
Type	6-position 7-port selection
Port connection	10-32 UNF conical
Material Body	316 stainless steel
Material Rotor	Sapphire fibre
Material Stator	Modified PEEK
Channel diameter	0.4 mm
Max. Pressure	350 bar
Motor	Stepper motor with driver
Voltage	24V
Interface	RS 485 RS 232

2-position 6-port Injection



	LHPR-020610-PK
Type	2-position 6-port injection
Port connection	10-32 UNF conical
Material Body	PEEK
Material Rotor	Modified PEEK
Material Stator	Modified PEEK
Channel diameter	1.0 mm
Max. Pressure	250 bar
Motor	Stepper motor with driver
Voltage	24V
Interface	RS 485 RS 232

2-position 3-port Selection



	LHPR-020310-SS
Type	2-position 3-port selection
Port connection	10-32 UNF conical
Material Body	316 stainless steel
Material Rotor	Modified PEEK
Material Stator	Modified PEEK
Channel diameter	1.0 mm
Max. Pressure	250 bar
Motor	Stepper motor with driver
Voltage	24V
Interface	RS 485 RS 232

8-position 9-port Selection



	LHPR-080910-PK
Type	8-position 9-port selection
Port connection	10-32 UNF conical
Material Body	PEEK
Material Rotor	Modified PEEK
Material Stator	Modified PEEK
Channel diameter	1.0 mm
Max. Pressure	80 bar
Motor	Stepper motor with driver
Voltage	24V
Interface	RS 485 RS 232

2-inlets 4-outlets Selection



	LHPR-D020406-SS
Type	2-inlets 4-outlets double selection (2 x 3/3-way)
Port connection	10-32 UNF conical
Material Body	316 stainless steel
Material Rotor	Modified PEEK
Material Stator	Modified PEEK
Channel diameter	0.6 mm
Max. Pressure	250 bar
Motor	Stepper motor with driver
Voltage	24V
Interface	RS 485 RS 232

HIGH TEMPERATURE ROTARY VALVES FOR GAS CHROMATOGRAPHY

Medium temperature range up to 350°C

High temperature rotary valve



- Selection valve: 6-way, 10-way or 16-way
- Material: 316 stainless steel
- Channel diameter: 0.6 mm
(optional 0.4 mm, 0.75 mm, 1.0 mm)

SPECIFICATIONS

	GHTR-020606-PK-R9	GHTR-020606-PI-R9
Type	6-way 10-way 16-way	
Port connection	10-32 UNF conical	
Material Body	316 stainless steel	
Material Rotor	Modified PEEK	PI
Material Stator	Modified PEEK	PI
Max. Mediumtemperatur	230°C	350°C
Channel diameter	1.0 mm (optional 0.4 mm, 0.75 mm, 1.0 mm)	
Max. Pressure	60 bar	
Motor	without	

AIR OPERATED VALVES WITH DIAPHRAGM ISOLATION

2/2-way NC, 3/2-way
Orifice diameter 1.8 - 5.0 mm (DN)

07

AIR OPERATED DIAPHRAGM VALVES

PMDP Series



PDT Series



In comparison to solenoid valves, a heating of the actuation is not transferred to the fluid, due to the pneumatic operation. A high working pressure range for all connections and media temperatures of up to 80°C allow for use in many applications which use compressed air for control.

SPECIFICATIONS

	PMDP Series	PDT Series
Type	2/2-way NC 3/2-way	
Orifice diameter	1.8 - 2.0 mm (DN)	4.0 - 5.0 mm (DN)
Port connection	M6 1/4-28UNF	Rc1/8 Rc1/4
Control pressure range	3000 - 6000 mbar	
Operating pressure range	Inlet: -1000 - 5000 mbar Outlet (NC NO): 0 - 3000 mbar	Inlet: 0 - 3000 mbar Outlet (NC NO): 0 - 1500 mbar
Diaphragm material	PTFE	PCTFE (for 3/2-way)
Body material	PEEK PPS	PTFE PCTFE
Seal material Soft-Seal	Perfluoroelastomer (FFKM) FPM	PTFE
Other wetted materials	PTFE	PCTFE
Fluid temperature range	5 - 60°C	0 - 80°C
Ambient temperature range	5 - 60°C	0 - 60°C
Outer dimensions	Ø25.0 x 41.9 - 47.7 mm	Ø44.5 x 52.0 - 67.0 mm

Customisable to specific requirements (e.g. higher pressure range, different operating mode, higher temperature range, different port connections, ...)

INTEGRATED PINCH VALVE

No dead volume
Low internal volume

PSV-Series



- 3/2-way pinch valve with integrated FKM tube.
- The valves have no dead volume and a very low internal volume.
- High chemical resistance due to PPS as body material and FKM as internal tube material.
- The maximum pressure of up to 2 bar can be applied to all ports.
- The port connections are available in different threads, as well as push-in.

SPECIFICATIONS

	PSV-Series
Orifice diameter	0.7 mm
Port connection	M6 1/4-28UNF Push-in Fittings (optional)
Rated operating voltage	12 VDC 24 VDC
Operating pressure range	0 - 2000 mbar
Internal tube material	FKM
Housing material	PPS
Fluid temperature range	5 - 45°C
Ambient temperature range	5 - 45°C
Power consumption	1.7 W
Mounting direction	Any
Fluid	Resistant to neutral and aggressive liquids / gases
Dimensions	Ø20 × H 59 mm (Threaded connection)

PINCH VALVES

2/2-way NC, 2/2-way NO, 2/2-way latching, 3/2-way, 3/2-way latching
 Tubing inner diameter 0.8 - 2.0 mm (ID)
 Tubing outer diameter 2.4 - 4.0 mm (OD)

08

PINCH VALVES

PE Series



PS / PSK Series



PM / PMK Series



PL / PLK Series



SPECIFICATIONS

	PE Series	PS / PSK Series	PM / PMK Series	PL / PLK Series
Type	2/2-way NC 2/2-way NO 3/2-way			2/2-way latching 3/2-way latching
Tubing inner diameter	0.8 mm	0.8 - 2.0 mm		
Tubing outer diameter	2.4 mm	2.4 - 4.0 mm		
Rated voltage	12 VDC 24 VDC			
Operating pressure	0 - 1000 mbar	0 - 1500 mbar		
Tubing material	Silicone	Silicone Pharmed®	Silicone Pharmed® Tygon®	Silicone Pharmed®
Ambient temperature range	0 - 40°C	0 - 40°C	0 - 50°C	0 - 40°C
Power consumption	2.8 W	3.0 W	4.4 W	8.0 W (when switching)
Operating duration	100% ED			10% ED
Outer dimensions	21.0 x 26.0 x 55.1 mm	26.0 x 39.2 x 49.5 mm	26.0 x 40.0 x 60.0 mm	30.4 x 30.4 x 61.7 mm

The pinch valves can be specially adapted to your tube in order to achieve an optimal closing force.

Customisable to specific requirements (e.g. higher pressure range, different operating mode, higher temperature range, different operating voltage, different port connections,...)

PINCH VALVES

2/2-way NC, 2/2-way NO, 2/2-way latching
 Tubing inner diameter 1.6 - 15.0 mm (ID)
 Tubing outer diameter 4.0 - 19.0 mm (OD)

PK Series



NP Series



EPK Series



EL Series



SPECIFICATIONS

	PK Series	NP Series	EPK Series	EL Series
Type	2/2-way NC 2/2-way NO			2/2-way latching
Tubing inner diameter	1.6 - 6.4 mm		10.0 - 15.0 mm	
Tubing outer diameter	4.0 - 9.6 mm		13.0 - 19.0 mm	
Rated voltage	12 VDC 24 VDC			
Operating pressure	0 - 500 mbar			
Tubing material	Silicone Pharmed®		Silicone	
Ambient temperature range	0 - 40°C		-10 - 40°C	
Power consumption	10 W		60 W	15 W (when switching)
Operating duration	100% ED			10% ED
Outer dimensions	36.0 x 40.0 x 65.0 - 88.3 mm	36.0 x 40.0 x 64.5 - 87.5 mm	Ø64.0 x 112.0 - 132.0 mm	Ø64.0 x 128.7 - 140.7 mm

The pinch valves can be specially adapted to your tube in order to achieve an optimal closing force.

Customisable to specific requirements (e.g. higher pressure range, different operating mode, higher temperature range, different operating voltage, different port connections,...)


INLINE MICRO-JET VALVES – FAST-SWITCHING

Switching speed up to 4000 Hz
Contactless dosing of fluid up to 15000 mPa.s viscosity

09

INLINE MICRO-JET VALVES

Inline Micro-Jet valves



- Dosing media: water, reagents, oils, UV glue, pastes, etc.
- Fast switching: dosing speed up to 4000 Hz
- Hard sealing valve structure with sapphire and ruby
- Optimised for contactless dosing
- Dosage amount below 10 nl possible
- High reproducibility
- Grid width from 4 mm



SPECIFICATIONS

ZJ6 – Low cost version with FKM (EPDM) seal.

	ZJ6	SMLD 300	SMLD 300G
Operating pressure range	up to 8 bar	up to 20 bar	up to 50 bar
Lifetime	up to 500 Mio. Cycles ^{*1}		
Viscosity range	1 - 400 mPa.s	1 - 200 mPa.s	1 - 1000 mPa.s ^{*2}
Maximum flow (water, 1 bar)	Nozzle Ø 0.15 mm: 11 ml/min Nozzle Ø 0.3 mm: 48 ml/min	Nozzle Ø 0.1 mm: 3.3 ml/min Nozzle Ø 0.15 mm: 8 ml/min Nozzle Ø 0.2 mm: 15 ml/min	Nozzle Ø 0.1 mm: 3.3 ml/min Nozzle Ø 0.15 mm: 8 ml/min Nozzle Ø 0.2 mm: 15 ml/min Nozzle Ø 0.3 mm: 38 ml/min Nozzle Ø 0.45 mm: 75 ml/min
Minimal dispensing volume	100 nl	below 10 nl possible	
Internal volume	37 µl	25 µl	65 µl
Nozzle diameter	Ø 0.15 mm Ø 0.3 mm	Ø 0.1 mm Ø 0.15 mm Ø 0.2 mm	Ø 0.1 Ø 0.15 Ø 0.2 mm Ø 0.3 mm Ø 0.45 mm Ø 0.6 mm
Valve stroke	Due to valve parameters	0.03 mm 0.06 mm	0.03 mm 0.06 mm 0.1 mm 0.15 mm
Built-in filter	Filter 37 µm (on request)	Filter 17 µm (on request)	Filter 37 µm (on request)
Seal material	FKM EPDM	Rubin	
Wetted materials	Saphir, PEEK, Stainless steel 316L and 1.4105 IL	Stainless steel types: 1.4305, 1.4301, 1.4310, 1.4113 IM / PEEK, Saphire	
Typical response time	400 µs ^{*1}	200 µs ^{*1}	400 µs ^{*1}
Maximum dispensing frequency	up to 1500 Hz ^{*1}	up to 4000 Hz ^{*1}	up to 3000 Hz ^{*1}
Weight	approx. 1.9 g	approx. 1.9 g	approx. 3.1 g
Repeat accuracy	< 2% at 5 µl water ^{*1}	< 5% CV ^{*1}	
Minimum pattern width	6.35 mm	4 mm	6 mm

^{*1} Depending on: Configuration, ambient condition and application

^{*2} With heating up to 15000 mPa.s (depending on the medium)

INLINE MICRO-JET VALVES – FAST-SWITCHING

Controllers

Micro-Jet Valve Controller

The valve controllers are available in three different versions

- MVC-1
- VC Mini
- ZC1



The ZC1 electronics has one channel and is intended as an OEM board for integration into a manufacturer's own device. The valve electronics ZC1 can be parameterised and controlled by using an RS-232 interface.

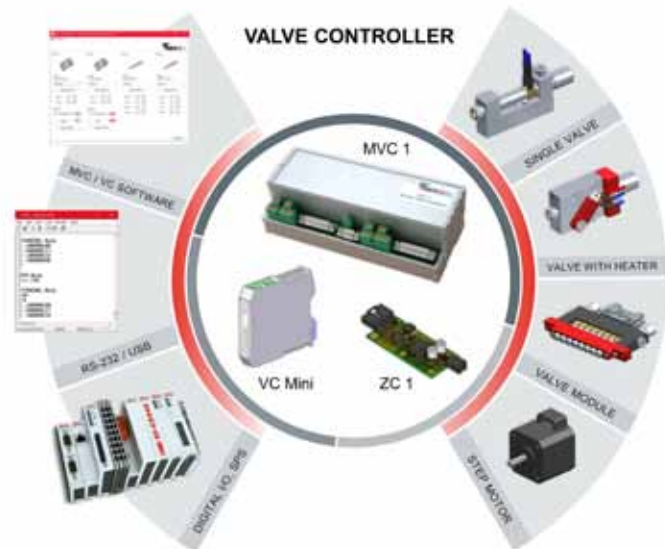
MVC-1 and VC Mini differ in the number of connections. Both controllers are configurable using an interface (RS232 or USB) via Java software or directly with command sets. The software allows easy operation of the valves and heating using a graphical user interface for programming and setting doses. The additional mode for external I/O signals allows the control of preconfigured settings.

The possible functions are:

- Single shot
- Open the valve
- Shot series
- Endless shot series
- Valve stop

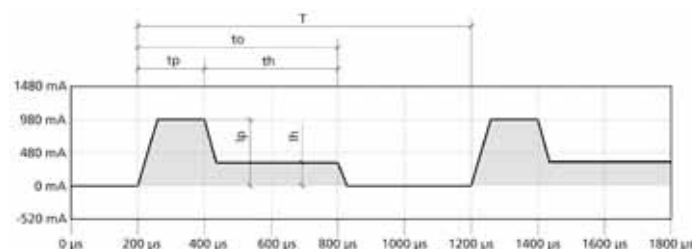
The following parameters can also be configured:

- Peak time t_p
- Valve opening time t_o
- Cycle time T
- Peak current I_p
- Holding current I_h
- Number of shots



Electronic control

The best high-speed operation of the micro-jet valves is achieved by means of dual stage current triggering (Peak and Hold), i.e. a short actuation pulse at elevated current ($I_p = 1A$) effectuates an instantaneous response and a defined opening stroke of the valve. Once the valve is opened, reducing heat generation, a lower holding current ($I_h = 200mA$) is sufficient for proper operation during the residual cycle time.



This is a control example for continuously repeated dosing with a frequency of 1 kHz and a valve opening time of 600 μs . Electronic control example generated with the MVC-1 controller. Peak current 1A, holding current 200mA (t_h holding time).

INLINE MINIATURE SOLENOID VALVES

2/2-way NC

10

MINIATURE SOLENOID VALVES

BMV Series - 7,5mm



AMV Series - 10mm



Application example with 3 inline miniature solenoid valves

These inline solenoid valves allow a pressure range of up to 10 bar on the inlet port.

Due to their small dimensions and the inline flow direction, these valves are ideally suited for size optimised fluidic installations.

Due to the design, the valves are free of dead volume and allow optimum flushability.

SPECIFICATIONS

	BMV 7,5mm	AMV 10mm
Type	2/2-way NC	
Port connection	Hose Barbs 2.6 mm O-Ring	Hose Barbs M3 male thread O-Ring
Rated voltage	24 VDC	
Operating pressure range	0 - 10 bar (with air)	
Flow (at 8 bar using air)	54 l/min	90 l/min
Seal material	VMQ FKM	NBR FKM
Body material	Brass Stainless steel	Reinforced polyamide with brass inserts Stainless steel
Power consumption	1.9 W	2 W 2.2 W
Operating duration	100% ED	
Weight	approx. 6.5 g	approx. 12 g
Outer dimensions	Ø7.5 x 37.85 mm - 39.15 mm (depending on the model)	Ø10.0 x 42.5 mm - 43.0 mm (depending on the model)

MINIATURE SOLENOID VALVES

2/2-way NC, 3/2-way
Orifice diameter 0.3 - 4.0 mm (DN)
Switching times in the millisecond range

Miniature solenoid valves



7mm micro valve



15mm micro valve



21mm micro valve

The flat-spring technology used in these valves enables switching times in the millisecond range, due to the low mass. Because of the frictionless movement of the anchor technology, up to 4 billion switching cycles are possible.



The 2/2-way and 3/2-way cartridge design valves enable compact integration in valve manifolds or complex fluidics modules. With outer diameters of only 7 mm, 15 mm and 21 mm, flow rates can be switched precisely in a small installation space.

SPECIFICATIONS

	7mm	15mm	21mm
Type	2/2-way NC 3/2-way		
Port connection	Cartridge		
Outer dimensions	7 mm	15 mm	21 mm
Rated voltage	6 VDC 9 VDC 12 VDC 24 VDC		
Orifice diameter	0.3 mm 0.5 mm 0.8 mm 1.0 mm	0.5 mm 1.0 mm 1.5 mm 2.0 mm	1.0 mm 2.0 mm 3.0 mm 4.0 mm
Operating pressure range	0 - 10 bar (due to orifice size)		
Seal material	NBR FKM EPDM FFKM		
Max. ambient temperature	50°C		
Body material	Stainless steel (1.4305)		
Inner parts	Stainless steel (1.4310/1.4105), Joint-connection Loctite 603		
Power consumption	0.5 - 1.0 W	1.0 - 1.5 W	2.0 - 3.0 W
Operating frequency	max. 500/s	max. 200/s	max. 50/s
Response time	0.5 ms to 4.0 ms	1.0 ms to 5.0 ms	3.0 ms to 7.0 ms
Operating duration	100% ED		
Mounting direction	Any (preferred upwards)		
Weight	approx. 3 g	approx. 22 g	approx. 60 g

MINIATURE SOLENOID VALVES

2/2-way NC, 3/2-way
Fast switching times
High flow rates

10

MINIATURE SOLENOID VALVES

CSV 10mm



CSV 12mm



2/2-way and 3/2-way compact valves with high flow rates of up to 40 l/min (10mm valve at 2 bar) or 125 l/min (12mm valve at 2 bar). The valves are pressure balanced and allow a maximum pressure of up to 2 bar on all connections. Fast switching times enable precise control of air, oxygen and inert gases. Optionally, the valves can be supplied with an electrical connector and 30 cm cable.

SPECIFICATIONS

	CSV 10mm	CSV 12mm
Type	2/2-way NC 2/2-way NO 3/2-way	
Port connection	Cartridge	
Media	Air, Oxygen, Inert gases	
Rated voltage	12 VDC 24 VDC	
Flow rate (at 2 bar)	40 l/min (0.075 Cv)	125 l/min (0.20 Cv)
Operating pressure range	0 - 2 bar (each connection)	
Seal material	NBR (optional FKM)	
Ambient temperature range	0 - 52°C	
Body material	Acetal, LCP	
Inner parts	Stainless steel	
Power consumption	2.0 W	5.0 W
Response time	10 ms ON, 6 ms OFF	9 ms ON, 5 ms OFF
Operating duration	Intermittent (Continuous with hit-and-hold operation)	
Weight	approx. 11 g	approx. 19.5 g
Dimensions	9.9 mm x 23.22 mm - 38.3 mm	11.99 mm x 24.28 mm - 42.16 mm

MINIATURE SOLENOID VALVES

Latching poppet valve with 3 ports, 3/2-way
High pressure range on all ports

L310 - Latching poppet valve with 3 ports



HK5 - 12.6 mm miniature solenoid valve



SPECIFICATIONS

	L310	HK5
Max. pressure range	-950 mbar - 8.6 bar	-0.95 bar - 6.8 bar (NBR & HNBR Seal material) -0.95 bar - 4.1 bar (EPDM & FKM Seal material) -0.95 bar - 2.0 bar (HKL5)
Max. ambient temperature	0 - 50°C	0 - 50°C (NBR) 0 - 100°C (FKM) 0 - 80°C (EPDM HNBR)
Rated voltage	12 VDC 24 VDC	4.5 VDC 12 VDC 24 VDC
Flow rates	0.24 Cv	85 l/min at 6.9 bar (0.05 Cv) 42 l/min at 4.13 bar (0.035 Cv) (Low-Power-Option)
Orifice size	2.3 mm	1.3 mm
Seal material	Buna (optional: FKM)	NBR HNBR EPDM FKM
Wetted materials	Brass, Aluminium, Stainless steel, Acetal	Duroplast-Epoxy, Peek®, 304 und 303 Stainless steel. HKL5: 316 stainless steel stem
Port connections	1/8" NPT G 1/8" R 1/8"	Manifold
Power consumption	12 W (at switching)	1.7 W (Standard) 0.9 W (Low-Power-Option)
Operating duration 100%	10% ED	100% ED
Weight	approx. 114 g	approx. 35 g

MINIATURE PROPORTIONAL VALVES

2/2-way

Orifice diameter 0.3 - 4.0 mm (DN)

Small, precise, with a very long lifetime

11

Miniature proportional valves



8mm micro proportional valve

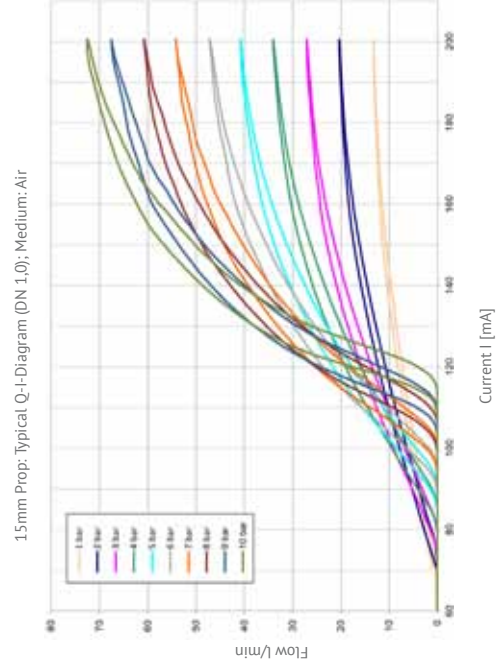
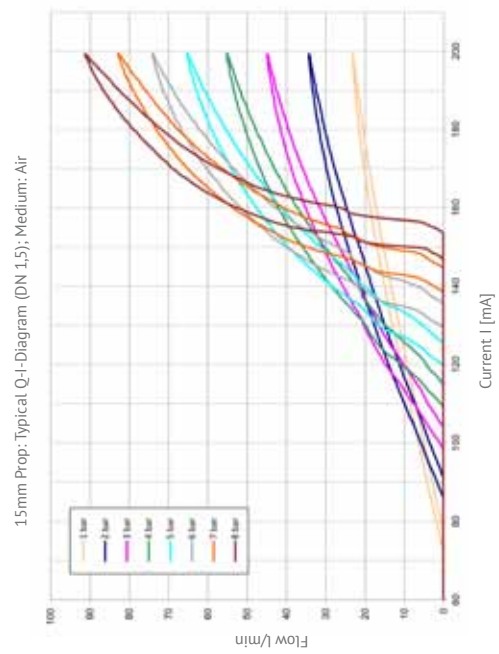
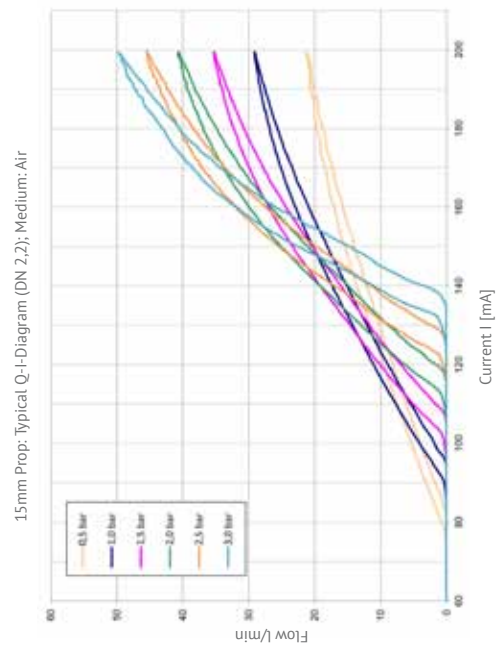
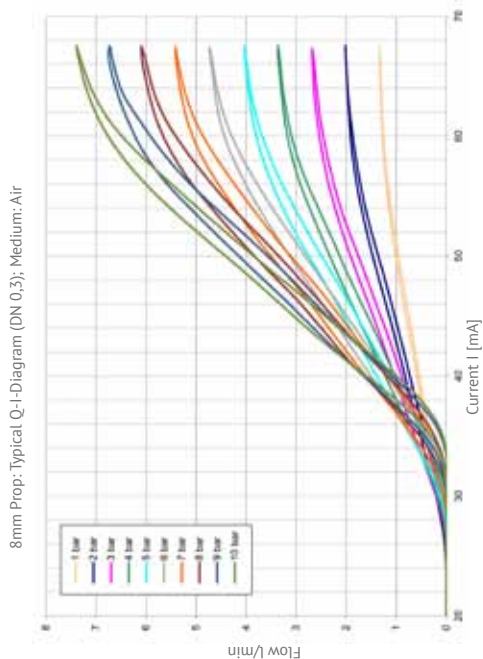
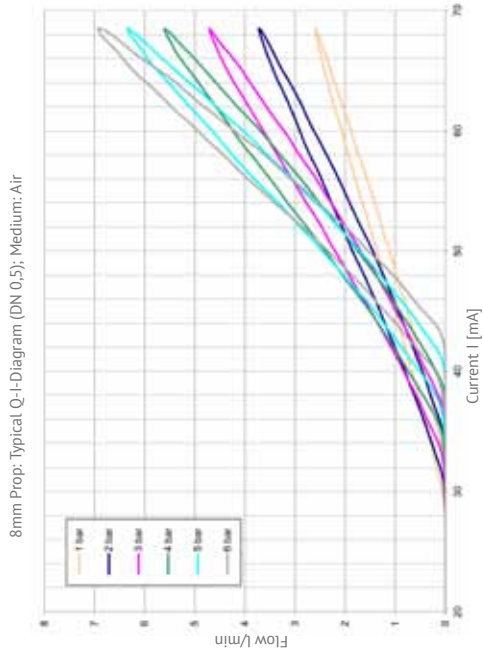
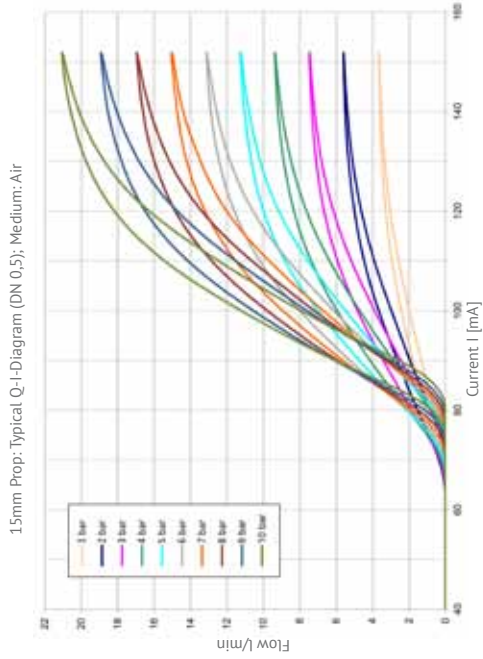


15mm micro proportional valve

The miniature proportional valves for neutral liquids and gases are characterised by optimal use of the smallest installation spaces, a very long lifetime and high accuracy. These valves enable a stepless and fine control of the flow with high accuracy and repeatability.

SPECIFICATIONS

	8mm	15mm
Type	2/2-way proportional valve	
Port connection	Cartridge	
Outer dimensions	8 mm	15 mm
Orifice diameter	0.3 mm 0.5 mm	0.5 mm 1.0 mm 1.5 mm 2.2 mm
Operating pressure range	0 - 10 bar 0 - 6 bar	0 - 10 bar (due to orifice size)
Seal material	FFKM & FKM (O-Ringe)	FKM
Max. ambient temperature	50°C	
Body material	Stainless steel (1.4305)	
Inner parts	Stainless steel (1.4310/1.4105)	
Operating duration	100% ED	
Mounting direction	Any (preferred upwards)	
Weight	approx. 4.9 g	approx. 23 g



MINIATURE PROPORTIONAL VALVES

Flowrate up to 300 ml/min
Excellent resolution with low hysteresis

11

MINIATURE PROPORTIONAL VALVES

PV3 & PV10 Series



PC30 Series



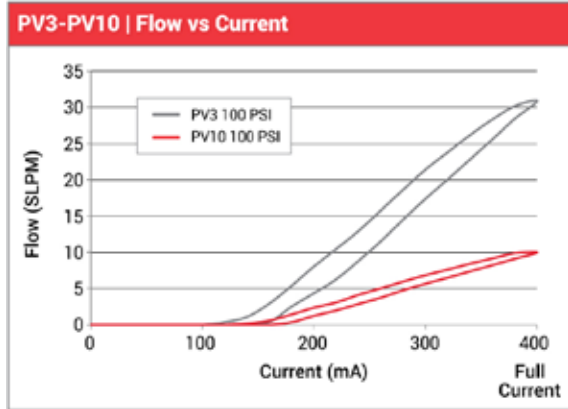
SPECIFICATIONS

	PV3	PV10	PC30
Type	2/2-way proportional valve		
Connection	10-32UNF M5 Manifold		1/4" NPSF Manifold
Rated voltage	12 VDC 24VDC		10 VDC 20 VDC
Operating current range	0 - 200 mA (12 VDC) 0 - 100 mA (24 VDC)	0 - 400 mA (12 VDC) 0 - 200 mA (24 VDC)	0 - 525 mA (10 VDC) 0 - 285 mA (20 VDC)
Orifice diameter	0.8 mm (Other on request)	2.0 mm (Other on request)	4.0 mm 4.8 mm 6.35 mm (Other on request)
Max. flow rates	30 l/min	75 l/min	300 l/min
Max. pressure	1.7 bar 3.4 bar 5.2 bar 6.9 bar (depending on orifice diameter)		1.7 bar 3.4 bar 6.9 bar (depending on orifice diameter)
Seal material	FKM		
Other wetted materials	ENP Brass, SST, Nickel plated		Aluminium, ENP Brass, SST, Nickel plated steel
Max. ambient temperature	0 - 52°C		
Operating duration	100% ED		
Mounting direction	Any (preferred upwards)		
Weight	approx. 93 g		approx. 408 g
Dimensions	Ø22.2 x 41.0 mm (10-32UNF M5) Ø22.2 x 36.7 mm (Manifold)		Ø46.23 x 83.06 mm (1/4" NPSF) Ø46.23 x 72.14 mm (Manifold)

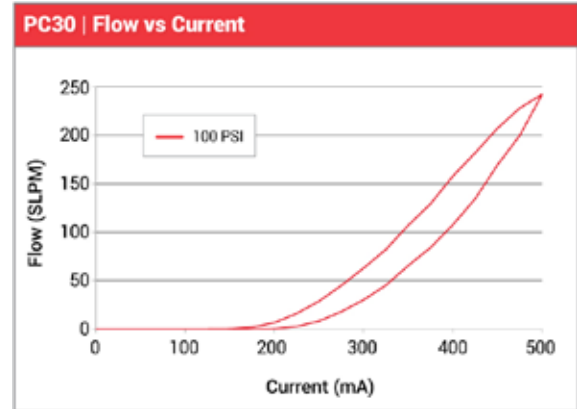
MINIATURE PROPORTIONAL VALVES

PV3, PV10, PC30 Flow Curves
ProControl™

PV3 -PV10 FLOW CURVES



PC30 FLOW CURVES



ProControl™

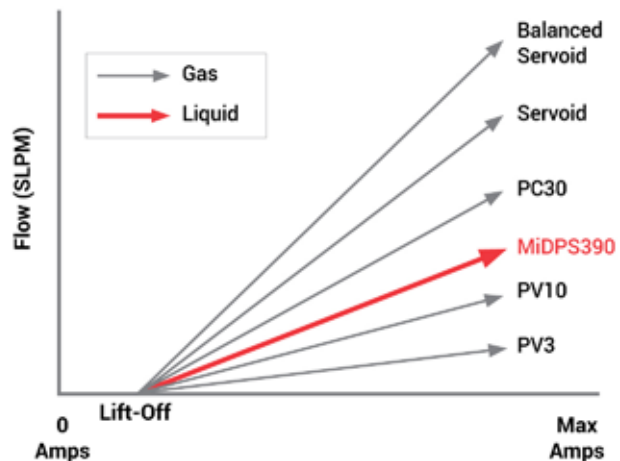


PCD-Proportional Valve Driver

Conveniently produces appropriate electrical control to drive any proportional valve of 1 amp or less via PWM or constant current.

For such control, the PCD can receive a signal from various data acquisition sources or manually via navigation buttons.

- LCD screen
- Push-button wire connection
- User friendly with a range of both input and output options.
- Easy transition from manual mode to DAQ controlled.
- Simple design with no jumpers or pots to adjust.



PIEZO PUMPS

3 ml/min, 7 ml/min, 20 ml/min
COC & EPDM

SDMP Series

Their small and thin design, as well as their low weight, are just a few advantages of piezo pumps. Because of their quiet operation and very low power consumption, new possibilities in fluidics are revealed. By changing the voltage (stroke) and frequency, a large flow range can be covered - from a few μl up to ml.



SDMP302



SDMP306



SDMP320

SPECIFICATIONS

	SDMP302/302D	SDMP306/306D	SDMP320
Flow rate	max. 3 ml/min	max. 7 ml/min	max. 20 ml/min
Operating pressure	400 mbar	450 mbar	350 mbar
Suction load pressure	-10 mbar (Self-priming)		
Port connection (hose barbs)	OD 1.2 - ID 0.6 L 2.5 mm	OD 2.2 - ID 1.2 L 3.2 mm	OD 2.8 - ID 1.6 L 5.0 mm
Rated voltage	60 - 250 Vp-p 10 - 60 Hz 5 VDC (302D 306D)		60 - 250 Vp-p 10 - 60 Hz
Wetted materials	COC and EPDM		
Fluid temperature range	5 - 50°C		
Ambient temperature range	5 - 50°C		
Weight	approx. 4 g (302) approx. 7 g (302D)	approx. 4 g (306) approx. 7 g (306D)	approx. 9 g
Power consumption	20 mW (at 40Hz) 29 mW (at 60Hz)	22 mW (at 40Hz) 32 mW (at 60Hz)	32 mW (at 40Hz) 48 mW (at 60Hz)
Outer dimensions	25.0 x 25.0 x 4.8 mm (302 306) 25.0 x 25.0 x 8.9 mm (302D 306D)		33.0 x 33.0 x 3.5 mm

Customisable to specific requirements (e.g. higher pressure range, different operating mode, higher temperature range, different port connections,...)

PIEZO PUMPS

Cartridge type piezo pump
Highly inert (PEEK & Perfluoroelastomer FFKM)
15 ml/min (higher flow rate with double stack)

Cartridge type piezo pump

The cartridge type piezo pump is a special line in our piezoelectric micropump series. An integrated magnet mechanism allows the easy and safe changing of cartridges. It is possible to sterilise the cartridge before changing it, which makes these pumps suitable for new applications in analytic systems.

The well-known characteristics of piezo pumps are also valid for this special type.



APP-20KG - Highly Inert

DOUBLE PIEZO STACK | OPTIONAL



With highly inert wetted materials such as PEEK and Perfluoroelastomer (FFKM), this small, thin and light-weight piezo pump opens up new possibilities for pumping aggressive media. With the optional double piezo stack, improved values can be achieved in the area of suction and output pressure as well as flow rate.

MPD-200A



The MPD-200A is a compact driver board. It is a high voltage circuit board, specifically developed for piezo-electric micropumps. It generates the necessary output voltage of 250 Vp-p, 40 Hz to operate the pump from a 5 VDC input voltage.

MPC-200A



The MPC-200A is a compact controller, which generates the necessary output voltage to operate the piezo pumps. This controller comes with a user-friendly digital display for configuration and is equipped with a memory function.

SPECIFICATIONS

	APP-20KG
Flow rate	15 ml/min <i>(higher flow rate with double stack)</i>
Operating pressure	250 mbar <i>(higher pressure with double stack)</i>
Suction load pressure	-10 mbar (Self-priming) <i>(higher suction load pressure with double stack)</i>
Port connection (hose barbs)	OD 2.8 - ID 1.6 L 5.0 mm
Rated voltage	60 - 250 Vp-p 10 - 60 Hz
Wetted materials	PEEK and Perfluoroelastomer (FFKM) (Optional: PPS and FPM)
Ambient- & fluid temperature range	5 - 50°C
Weight	approx. 17 g
Power consumption	32 mW (40 Hz) 48 mW (60 Hz) <i>(double performance using double stack)</i>
Outer dimensions	33.0 x 33.0 x 9.0 mm

Customisable to specific requirements (e.g. higher pressure range, different operating mode, higher temperature range, different port connections, ...)

MINIATURE SYRINGE PUMPS

Highly accurate dosing of nl & µl

SBP Series



This miniature syringe pump has dimensions of only Ø12 × L170 mm with an integrated 2-phase stepper motor and reduction gear. A large number of available connections enable a wide range of options for the varied applications of our customers.

On request, we also offer a miniature 3/2-way valve, which can be attached to the pump head of this miniature syringe pump.

All these features make this pump well suitable for microfluidic applications and mobile devices.

The miniature syringe pumps can be mounted directly on a movable arm. A needle can be attached directly below the pump, reducing the air gap between the syringe and the sample to a minimum. This leads to higher accuracy.



SPECIFICATIONS

	SBP Series
Syringe capacity	100 µl
Theoretical resolution	0.105 nl (with 1/100 micro-step) 10.5 nl (with fullstep)
Wetted materials	Glass, PTFE, PVDF, Stainless steel (Needle)
Port connection	Needle Luer M6 (female)
Fluid temperature range	15 - 40°C
Ambient temperature range	15 - 40°C
Outer dimensions	Ø12 × L170 mm (excluding needle and sensor)

MINIATURE SYRINGE PUMPS

100 µl, 500µl or 1000 µl syringe capacity

SCP Series



These syringe pumps are equipped with a 2-phase bipolar stepper motor and impress with their small design of only 26 x 42 x 120 mm with capacities from 100 µl to 1000 µl.

Compared to other pumps of this size, these syringe pumps have no dead volume. In addition, they are smaller and lighter than conventional syringe pumps.

Dosing rates from 16.6 µl/s to 166 µl/s ensure a wide range of applications and the integrated sensor makes it possible to detect the starting position.



SPECIFICATIONS

	SCP Series
Syringe capacity	100 µl 500 µl 1000 µl
Theoretical resolution	83 nl/pulse 415 nl/pulse 830 nl/pulse
Repeat accuracy	CV < 1% (full stroke)
Port connection	M6 1/4-28UNF
Wetted materials	Glass, PTFE, PEEK
Fluid temperature range	5 - 40°C
Ambient temperature range	5 - 40°C
Outer dimensions	26 x 42 x L120 mm
Motor	2-Phases bipolar-stepper motor
Mounting direction	Any

HIGH PRECISION SYRINGE PUMPS WITH ROTARY VALVE

2-position 3-port or 6-position 7-port selection rotary valve

MPSP-020310 | MPSP-060710



HPSP-020310-SS-01



Diese hochpräzisen Spritzenpumpen ermöglichen eine genaue Dosierung mit < 1% Genauigkeit bei hohen Drücken. Die MPSP-Serie dosiert gegen Drücke von bis zu 20 bar und kann mit einem 2- oder 6-fach Selektionsventil aus 316-Edelstahl oder PEEK ausgestattet werden. Die HochPressure-Spritzenpumpe der HPSP-Serie fördert gegen Drücke von bis zu 60 bar und ist mit einem Edelstahl 2-fach Selektionsventil verfügbar.

Die Spritzenkapazitäten können mit 125 µl, 1 ml oder 5 ml gewählt werden.

Das minimale Dosiervolumen der kleinsten Spritzenversion liegt bei 1 µl.

SPECIFICATIONS

	MPSP-020310	MPSP-060710	HPSP-020310-SS-01
Rotary valve type	2-position 3-port (3/2-way)	6-position 7-port	2-position 3-port (3/2-way)
Thread rotary valve	10-32 UNF conical		
Rotary valve channel diameter	1.0 mm		
Material rotary valve	316 stainless steel PEEK		316 stainless steel
Max. pressure	20 bar		60 bar
Syringe capacity	125 µl 1 ml 5 ml		5 ml
Accuracy	< 1%		< 1%
Minimum dosage volume	1 µl (125 µl syringe) 10 µl (1 ml syringe) 50 µl (5 ml syringe)		
Relative Standard Deviation (RSD)	< 0,1 %		
Interface	RS 485 RS 232		
Dimensions	136.8 x 50 x 170 mm		149 x 102 x 281 mm

MINIATURE DIAPHRAGM PUMPS FOR LIQUIDS

Flow rate up to 500 ml/min

DCP Series



The DCP series diaphragm pumps are developed for pumping liquids with a pressure of up to 1 bar and a maximum flow rate of up to 500 ml/min. They offer high performance in a compact design. The brushless motor enables a long lifetime.

SPECIFICATIONS

	DCP Series
Motor	DC motor brushless
Flow rate (max.)*	500 ml/min
Discharge pressure (max.)	1000 mbar
Vacuum pressure (max.)	-600 mbar
Fluid temperature range	5 - 80°C
Ambient temperature range	5 - 40°C
Rated voltage	12 VDC 24 VDC
Power consumption	4 W
Port connection	Hose Barbs
Wetted materials	PP EPDM (Optional FPM)
Weight	approx. 195 g
Outer dimensions	31 x 55.2 x 81.9 mm

* At 0 bar back pressure

MINIATURE PERISTALTIC PUMPS

Ring Pump principle

Pumping and dosing in the nl & μl - range

RP-TX



(exchangeable pump head)
(optional: pump head sterilizable)

RP-QII & RP-QIII Stepper



RP-HX



(exchangeable pump head)
(optional: pump head sterilizable)

These miniature peristaltic pumps are one of the smallest of their size worldwide and offer flow rates from 0.03 $\mu\text{l}/\text{min}$ (RP-TX).

Equipped with a stepper motor, these pumps offer a large flow range. The exchangeable pump heads with an integrated tube enable easy maintenance. The pump heads are optionally available as autoclave sterilizable versions. Because of these characteristics, these pumps are especially suitable for compact or mobile applications, as well as for microfluidic uses.

SPECIFICATIONS

	RP-TX Series	RP-HX Series	RP-QII & RP-QIII Stepper
Motor	Stepper motor		
Flow rate	0.03 - 40 $\mu\text{l}/\text{min}$ (Silicone) 0.03 - 35 $\mu\text{l}/\text{min}$ (Olefine)	2 - 400 $\mu\text{l}/\text{min}$ (Silicone) 5 - 1000 $\mu\text{l}/\text{min}$ (Silicone) 2 - 350 $\mu\text{l}/\text{min}$ (Olefine)	0.06 - 60 $\mu\text{l}/\text{min}$ 0.18 - 180 $\mu\text{l}/\text{min}$ 0.35 - 350 $\mu\text{l}/\text{min}$ 1.2 - 1100 $\mu\text{l}/\text{min}$
Operating pressure (max.)	300 mbar	500 mbar	500 mbar
Tubing materials	Silicone Olefine		Pharmed® Silicone
Tubing diameters (ID)	0.5 mm	0.5 mm 1.0 mm	0.5 mm 1.5 mm
Power consumption	0.35 W	0.62 W	0.69 W
Rated voltage	3 VDC	3 VDC	2.6 - 3.3 VDC
Weight	approx. 9.1 g	approx. 31 g	approx. 15 g
Outer dimensions	33.0 x 12.0 x 21.5 mm	32.0 x 20.0 x 46.0 mm	15.0 x 17.0 x 28.0 mm

MINIATURE PERISTALTIC PUMPS

Ring Pump principle
RP-Q series in a compact design


RP-Q1



RP-QX



RP-QII & RP-QIII



The tube is integrated in the compact pumps RP-Q1 and RP-QX. These pump series offer flow rates of up to 1.1 ml/min with the smallest design.

The pump heads of the RP-QII and RP-QIII series are easily exchangeable via a clip system and deliver up to 3.0 ml/min. Furthermore, the RP-QIII has side mounting options to attach the pump head directly on the housing.

SPECIFICATIONS

	RP-Q1 Series	RP-QX Series	RP-QII Series	RP-QIII Series
Motor	DC brush motor			
Flow rate	0.2 ml/min (Norprene® SWFT) 0.45 ml/min (Silicone)	0.5 ml/min (Norprene® SWFT) 1.1 ml/min (Silicone)	0.45 ml/min 1.2 ml/min (Norprene®) 0.85 ml/min 2.2 ml/min 3.0 ml/min (Silicone)	
Operating pressure (max.)	500 mbar			
Tubing materials	Norprene® Silicone SWFT		Norprene® Silicone	
Tubing diameters (ID)	1.2 mm (Norprene®) 1.2 mm (SWFT) 1.5 mm (Silicone)			
Power consumption	0.36 W 0,48 W (RP-QII - RP-QIII with 3ml/min)			
Rated voltage	3 VDC			
Weight	approx. 11 g			approx. 13 g
Outer dimensions	11.9 x 13.9 x 30.0 mm		15.0 x 17.0 x 32.2 mm	24.3 x 17.0 x 32.2 mm

MINIATURE PERISTALTIC PUMPS

Ring Pump principle
6-channel miniature peristaltic pump

RP-CIII



RP-6RO - DC



RP-6RO - STEPPER



With the RP-CIII series the pump head with tube can be exchanged. This is possible with the RP-CIII via a snap mechanism. Through using durable tubes like Norprene® and Pharmed® these pumps are suitable for a wide range of liquids.

The DC version of the 6-channel peristaltic pump with dimensions of only 84.0 x 31.0 x 32.0 mm achieves flow rates of 0.8 ml/min per channel. The stepper driven version has a flow range from 0.23 µl/min to 350 µl/min per channel. The replacement of the silicone tubes can easily be done without tooling for both versions using a sliding mechanism.

SPECIFICATIONS

	RP-CIII Series	RP-6RO - DC	RP-6RO - Stepper
Motor	DC geared motor		Bipolar stepper motor
Flow rate	1.6 ml/min (3 VDC) 2.8 ml/min (5 VDC)	approx. 0.8 ml/min each channel	approx. 0.23 - 350 µl/min each channel
Channels	1	6	
Operating pressure (max.)	300 mbar		
Tubing materials	Silicone Pharmed® Fluran®	Silicone (other tube materials on request)	
Tubing diameters (ID)	1.6 mm	1.0 mm	
Power consumption	0.36 W (3 VDC)	0.36 W	0.65 W (at 180 mA) 2.45 W (at 350 mA)
Rated voltage	3 VDC 5 VDC	3 VDC	10 VDC
Weight	approx. 30 g	approx. 67 g	approx. 85 g
Outer dimensions	44.5 x 33.4 x 26.0 mm	31.0 x 32.0 x 84.0 mm	

PERISTALTIC PUMPS

Ring Pump principle
High flow rate in a compact housing

RP-GIII



RP-GII



RP-2GII

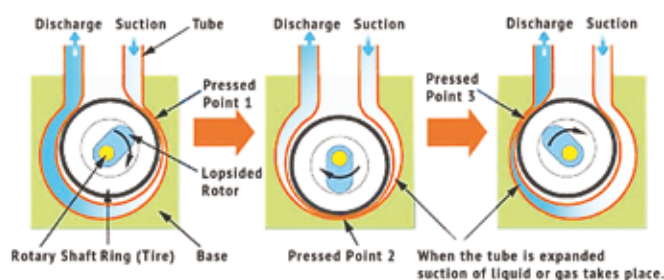


SPECIFICATIONS

	RP-GIII Series	RP-GII Series	RP-2GII Series
Motor	DC geared motor		
Flow rate (ml/min)	5.0 12 (Silicone) 2.5 4.5 6.5 10 (PharMed®) 3.2 8.0 (Fluran®) 3.0 7.0 (TM-15)	12 17 25 40 (Silicone) 10 25 (PharMed®) 20 45 (Norprene®) 12 25 (TM-15)	25 30 50 70 (Silicone) 20 50 (PharMed®) 80 (Norprene®) 20 50 (TM-15)
Operating pressure (max.)	500 mbar		
Tubing diameters (ID x OD)	1.6 x 3.2 mm 2.0 x 4.0 mm	2.0 x 4.0 mm 2.0 x 4.2 mm 2.5 x 4.5 mm 2.8 x 4.8 mm	
Power consumption	1.8 W	1.8 - 4.0 W	
Rated voltage	3 VDC 6 VDC	12 VDC 24 VDC	
Weight	approx. 62 g	approx. 90 g	approx. 115 g
Outer dimensions	22.5 x 44.0 x 65.0 mm	27.0 x 47.5 x 74.0 mm	

Ring Pump peristaltic pumps

The Ring Pumps work with a single, eccentrically rotating ring that squeezes the tube in the middle, which significantly minimises the load on the tube. Due to the gentle movement of the ring the lifetime of the tube is also increased compared to standard peristaltic pumps, so that maintenance intervals can be extended. A special lubricant, applied between the tube and the housing, as well as the insertion of elastic materials on the ring, reduce further friction to maximise the lifetime of the tube.



Advantages of the Ring Pump principle:

- Peristaltic pumps can be built in very small dimensions.
- Flow rate of nanolitres up to a few litres per minute.
- Peristaltic pumps with tube operating times of up to 5,000* hours are possible during continuous operation.
- Low noise versions.
- Because of different tube materials different chemicals can be pumped.

* depending on the pump model, tubing material, operating duration, operating conditions and fluid.

PERISTALTIC PUMPS

Ring Pump Prinzip
Pumps with long tube lifetime

RP-M



RP-KII



RP-WII



RP-S



RP-2S



SPECIFICATIONS

	RP-M	RP-KII	RP-WII	RP-S	RP-2S
Motor	DC geared motor				
Flow rate	5 ml/min 10 ml/min 20 ml/min 30 ml/min 50 ml/min 65 ml/min	50 ml/min 100 ml/min 150 ml/min 200 ml/min 250 ml/min	350 ml/min 500 ml/min	500 ml/min 700 ml/min 800 ml/min	1000 ml/min 1400 ml/min 1600 ml/min
Operating pressure (max.)	500 mbar				
Tubing materials	Silicone PharMed® TM-15 SWFT	Silicone Norprene® TM-15	PharMed®	Norprene® PharMed® TM-15	
Tubing diameters (ID x OD)	2.0 x 4.0 mm 3.0 x 5.0 mm 3.9 x 5.8 mm 4.0 x 6.0 mm	4.8 x 8.0 mm 6.5 x 9.9 mm 6.35 x 9.52 mm	4.0 x 8.0 mm	6.35 x 9.52 mm 7.00 x 10.00 mm	
Rated voltage	24 VDC				
Weight	approx. 260 g	approx. 115 g	approx. 850 g	approx. 650 g	approx. 900 g
Outer dimensions (pump head)	74.0 x 24.8 x 74.5 mm	79.0 x 29.6 x 100.0 mm	82.0 x 48.3 x 148.3 mm	81.0 x 28.1 x 108.0 mm	81.0 x 54.6 x 108.0 mm

ELECTRO-OSMOTIC PUMPS ULTRA-SMALL PERISTALTIC PUMPS CHIP PUMPS

Electro-osmotic pumps

The electro-osmotic pumps are extremely small in design (Ø12.0 x 17.6 mm) and use the electro-osmotic effect to generate a flow. In addition to their small size, they are characterised by pulsation-free and silent pumping, since the pumping principle does not require any mechanically moving parts.

A high output pressure of up to 10 bar (at 150 VDC) is also possible and the flow rate can be controlled in proportion to the applied voltage. Due to its very low power consumption, this type of pump is suitable for battery-operated applications.

Flow rate (max.)	approx. 10 µl/min bei 24VDC, 60 µl/min at 150 VDC proportional to the voltage
Pressure	approx. 10 bar (at 150 VDC - demineralized water)
Directly usable liquids	Deionized water (demineralized water) Methanol Ethanol Other liquids can be pumped indirectly
Outer dimensions	Ø12 x 17.6 mm



Ultra-small peristaltic pumps

With a minimal size of only 14x 38x 13 mm these pumps are especially suitable for portable insulin systems.

Due to a low power consumption - these pumps can be operated with batteries.

The only wetted material is the tube in the pump head.

Motor	DC Motor	Stepper Motor
Flow rate	50 µL/min	35 µL/min
Tubing diameters	I.D. 0.5 x O.D. 1.0 mm	
Outer dimensions	14 x 38x 13 mm	16 x 19 x 16 mm
Remarks	Built-In Rotation Position Sensor	



Chip pumps

This system integrates a peristaltic pump into a PDMS chip. The liquid inside the channels of the chip is moved by the rollers squeezing the fluidic channels, similar like a peristaltic pump.

The PDMS chips are interchangeable, sterilisable and are manufactured according to customer specifications.



MICRO PUMP UNIT WITH OSMOSIS PUMP

Pulsation free flow

EOP Pump-Unit



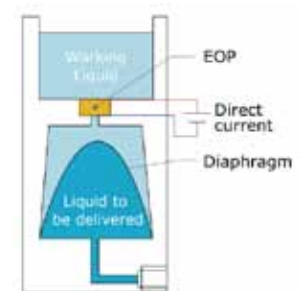
This pump is based on the electroosmosis principle and offers outstanding features such as:

- no pulsation
- quiet operation
- small size
- lightweight
- low power consumption
- high pressure up to 10 bar

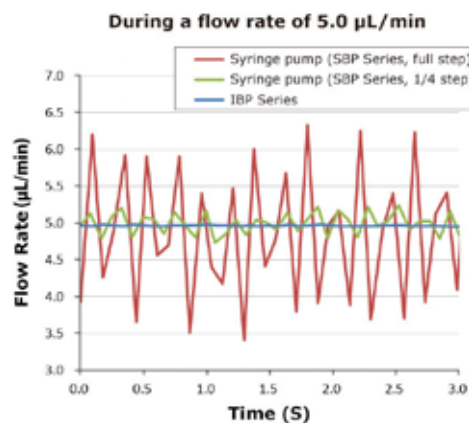
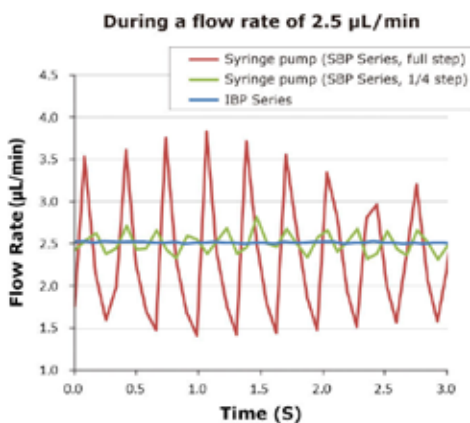
Linear control of flow rate through change in voltage.

	IBP Series
Flow Rate (max.)	10 $\mu\text{l}/\text{min}$
Discharge Pressure	2 bar (optionally up to 10 bar)
Capacity	5 ml
Other Wetted Materials	PEEK and Silicone
Power Consumption	10 mW
Weight	approx. 105 g (excluding liquid)

This pumping unit uses an Electroosmotic pump as the pressure source. As shown in the figure, the diaphragm is pressurized from the top by the working fluid, and thus, the liquid to be delivered is pumped out. Suction is also possible by reversing the polarity of the applied voltage when ethanol is used as the working fluid. (Optional Feature)



Pulsation free flow



SHAPE MEMORY ALLOY PUMPS

Dosing of 2 µl/stroke | 6 µl/stroke

SP-100



SP-300



These dosing pumps are driven by a shape memory alloy and are designed for two dosing volumes.

The diaphragm separated miniature pump series are characterised by their compact design, very low weight and low power consumption.

SPECIFICATIONS

	SP-100 (under development)	SP-300
Flow rate	2 µl/stroke	6 µl/stroke
Pressure (max.)	50 mbar	
Port connections	Hose Barbs	
Wetted materials	PP EPDM (Optional FPM)	
Electrical supply	250 mA	200 mA
Frequency (max.)	1 Hz	0.75 Hz
Fluid temperature range	5 - 40°C	
Ambient temperature range	5 - 40°C	
Weight	-	approx. 6 g
Dimensions	5.0 x 15.0 x 20.5 mm	6.0 x 16.0 x 41.2 mm

METERING PUMPS

Dosage von 5 - 500 µl/stroke

Metering pumps

The dosing range of these metering pumps can be adjusted using a setscrew. Due to a wide selection of wetted materials, the dosage of aggressive liquids is possible.



MCP Series



MLP Series



PKP Series

SPECIFICATIONS

	MCP Series	MLP Series	PKP Series
Dosing volume	5 - 50 µl	10 - 200 µl	50 - 500 µl
Repeat accuracy	±1% (15 - 50 µl) ±2% (5 - 15 µl)	±1%	±1%
Frequency	4 Hz	1 Hz	2 Hz
Port connection	M6 1/4-28UNF		
Wetted materials	PTFE and EPDM POM and EPDM PP and EPDM	PTFE and FPM POM and FPM PP and FPM	POM and FPM POM and Silicone PP and FPM PP and Silicone PP and EPDM
Rated voltage	12 VDC 24 VDC		
Power consumption	4.4 W	5.9 W	10 W
Fluid temperature range	10 - 40°C		
Ambient temperature range	10 - 40°C		
Outer dimensions	30.0 x 26.0 x 63.5 mm	36.0 x 50.0 x 70.0 mm	36.0 x 43.0 x 78.0 mm

PISTONS PUMPS

50 μL / shot, 100 μL / shot, 200 μL / shot, 300 μL / shot
Discharge Accuracy < 0,5%

CAP Series



The rotary piston pumps have a high repeatability of only 0.5%, therefore they are a very precise solution for liquid dosing.

Due to the piston system the pumping of high viscous media is possible.

The wetted materials PVDF, PTFE and Ceramics have a high chemical resistance.

With liquid volumes of 50 μL , 100 μL , 200 μL and 300 μL per shot, the smallest amounts can be dosed continuously.

SPECIFICATIONS

	50 $\mu\text{L}/\text{shot}$	100 $\mu\text{L}/\text{shot}$	200 $\mu\text{L}/\text{shot}$	300 $\mu\text{L}/\text{shot}$
Discharge Accuracy	CV < 0,5 % *			
Speed Range	5 ~ 300 RPM			
Discharge Pressure	1.50 bar			
Fluid Temperature	0 - 60°C			
Ambient Temperature	0 - 40°C			
Port Connection	M6 1/4 -28UNF			
Wetted Materials	Ceramic & PVDF PTFE			
Motor	2-phase bipolar stepping motor			
Related Voltage	24 VDC			

*Tested under 100 RPM, 10 shots no pressure conditions

MINIATURE DIAPHRAGM PUMPS FOR GASES

V100 Black Edition - 225 ml/min
Long lifetime up to 20000 hours

V100 Series



With dimensions of just 15 x 15 x 25 mm and an operating lifetime of over 20 000 hours, this intelligent diaphragm pump is a compact solution for applications in medical technology or gas analysis. Because the pump can also be operated with a battery, solutions in small portable devices are possible.

With an integrated ARM processor this pump offers independent control options, as well as the reduction of external components to make systems even smarter and more compact. The pump can be paired with an additional Wi-Fi module, which opens up new possibilities e.g. IoT applications.

SPECIFICATIONS

	V100
Flow rate (max.)	225 ml/min
Vacuum pressure (max.)	-225 mbar
Wetted materials	PPS & EPDM (on request)
Electrical interface	5 wires cable (Molex 53047 picoblade)
Communication type	Analog Flow Control I ² C-Interface
Rated voltage	5 VDC 12 VDC
Lifetime	20000 hours

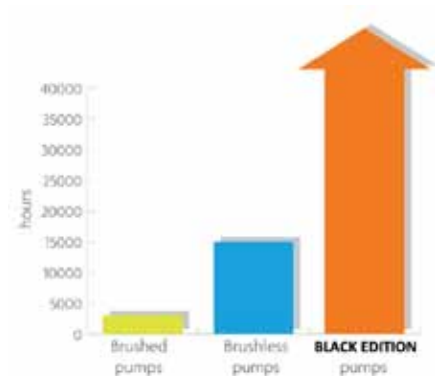
Intelligent diaphragm pumps - BLACK Edition

Thanks to the integrated electronics, the lifespan of the BLACK Edition is **over 35000 operating hours**. It also comes with a **3-year warranty**, combined with new cost saving control options. The pump electronics transfer the operating voltage into piston stroke movements with flow range depending on the frequency.

The integrated interface makes it possible to read data and set control signals for the micropump. This enables very precise regulation of the pump and the possibility of saving additional electronics.

Examples:

- Calibrated flow rate
- Constant frequency regardless of back pressure
- Constant flow rate with fluctuating operating voltage
- Monitoring of pressure / vacuum



MINIATURE DIAPHRAGM PUMPS FOR GASES

Black Edition & Orange Edition - up to 1300 ml/min
Long lifetime up to 35000 hours

P200 / V200 Series | P1500 / V1500 Series



Intelligent miniature diaphragm pumps: Through integrated electronics the BLACK Edition offers new control options.

SPECIFICATIONS

	ORANGE Edition P200 / V200	ORANGE Edition P1500 / V1500	BLACK Edition P200 / V200	BLACK Edition P1500 / V1500
Flow rate (max.)	300 ml/min (P200) 300 ml/min (V200)	1200 ml/min (P1500) 900 ml/min (V1500)	400 ml/min (P200) 400 ml/min (V200)	1300 ml/min (P1500) 1000 ml/min (V1500)
Vacuum pressure (max.)	-150 mbar (P200) -300 mbar (V200)	-150 mbar (P200 / P1500) -350 mbar (V200 / V1500)		
Operating pressure (max.)	350 mbar (P200 / P1500) 150 mbar (V200 / V1500)			300 mbar (P1500) 150 mbar (V1500)
Electrical interface	2 wires cable		Flex cable (MOLEX 52610 52271) 3 wires cable 5 wires cable (MOLEX 53047 picoblade)	
Communication type	-		Analog Flow Control I ² C-Interface Serial Interface (RS-232) (not with 3 wires cable)	
Other wetted materials	PPS & EPDM Viton Kalrez / Simris (Other materials on request)			
Recommended tubing diameter (ID) *	1.6 to 2.8 mm	2.8 to 3.8 mm	1.6 to 2.8 mm	2.8 to 3.8 mm
Flow media	Air & gases			
Fluid temperature range	0 - 55°C			
Ambient temperature range	0 - 55°C			
Rated voltage	5 VDC 12 VDC	12 VDC 24 VDC	5 VDC 12 VDC 24 VDC	12 VDC 24 VDC
Weight	approx. 40 g	approx. 108 g	approx. 40 g	approx. 108 g
Lifetime	5000 hours		up to 35000 hours	


* depending on the tube material

Customisable to specific requirements (e.g. higher pressure range, different operating mode, higher temperature range, different operating voltage, different port connections,...)

MINIATURE COMPONENTS & MODULES FOR THE FLUID TECHNOLOGY

Smallest dimensions with the best possible performance

Use our experience to integrate fluidic components in your microfluidic application. Talk to us at the concept stage of your systems so that we can help you design and select the appropriate components as adequately as possible.




Starting with the design to finished prototypes, we and our partners will fully support you with our knowledge and we are happy to assist you with our manufacturing possibilities.

20

MICROFLUIDIC

Example-modules



1. In this module, a plastic chip is pre-filled with a reagent.

This module consists of the following components:


- *Plastic chip (see page 57)*
- *Miniature syringe pump (see page 44)*
- *Ultra-miniature diaphragm isolation solenoid valve (see page 4)*

2. The basic analysis processes are shown in this module. Starting with injecting the sample, as well as mixing with the reagent until detection. A plastic chip with Y channels is used here.

The sample is supplied by a miniature peristaltic pump and is mixed via an electroosmotic pump with the pre-filled reagent. The chip was developed as a disposable chip and can be easily changed at the module.

This module consists of the following components:

- *Plastic chip (see page 57)*
- *Miniature peristaltic pump (see page 47)*
- *Electro-osmotic pump (see page 51)*



3. In this module, the supply and mixing of two liquids on a film chip of only 225 μm in thickness is realised. The mixing ratio can be controlled directly by controlling the flanged ultra-miniature solenoid valves.

- *Film chip (see page 57)*
- *Ultra-miniature diaphragm isolation solenoid valve (see page 4)*

FLUIDIC CHIPS

Microfluidic chips made of various materials
Plastic chips, PDMS chips & flexible film chips

Plastic chips

For lab-on-a-chip systems, our partners use the injection moulding process to produce high-quality and inexpensive chips, which can be used as disposable chips in mass production environments due to their attractive price. The minimum channel size is 50 µm in cross-section, whereby the channel pattern can be designed freely.

The materials include COC (cyclic olefin copolymer), PMMA (acrylic), PI (polyimide), PEN (polyethylene naphthalate), PC (polycarbonate), PS (polystyrene), ceramic, and many more, all provide optimal optical properties. Of course, the processing of other materials according to customer requirements is possible.

Thanks to a special composite technology, no adhesive is used with these chips, so that the fluidic channels remain free of contamination.



PDMS chips

PDMS chips can be manufactured mechanically for prototypes and inexpensively in series using the injection moulding process.



Flexible film chips

Flexible solutions for microfluidic applications.

These film chips are made up of several flexible layers, manufactured by foil connections, in which microchannels are processed. Components such as pumps and valves can be directly attached to the chip, which remains flexible. The film can be tempered very easily on the one hand and on the other hand it can be used in unusual forms.

The materials available for the film layers are:

- Chemically-inert Polyimide (PI)
- COC (Cyclic olefin copolymer)
- Polyethylene naphthalate (PEN)



Channel size (min.)	50 µm
Layer thickness (1 Layer)	25 µm 50 µm 75 µm

FLOW SENSORS

Flow sensor for liquids - differential pressure principle

Flow sensors



- Continuous sampling at 100Hz
- Volume flow measurements for up to 15 ml/min, 30 ml/min or 100 ml/min
- Measurement of dispensing volumes from 20 µl
- For water, oil and other low-viscosity media (up to 100 mPas)
- Not susceptible to gas bubbles
- Short response time

SPECIFICATIONS

	V-Mini-10	V-30 V-Mini-30	V-Mini-100
Flow rate	0 - 15 ml/min	0 - 30 ml/min	0 - 100 ml/min
Calibrated flow rate	1 - 15 ml/min	3 - 30 ml/min	10 - 100 ml/min
Operating pressure	0 - 1.8 bar (absolut)		
Over pressure	4 bar (absolut)		
Burst pressure	6 bar (absolut)		
Working temperature	10 - 50°C		
Flow detection response time	10 ms		
Restrictor orifice diameter	200 µm	300 µm	500 µm
Connectors	¼-28 UNF flat bottom (Other connectors on request)		
Wetted materials	PEEK, FPM, 1.4301 stainless steel, fluorosilicone		
Dimensions	72 x 40 x 15 mm		
Weight	20 g		
Accuracy of volume flow	< ± 2 %		
Communication interface	RS232, RS-485, USB		
Sampling rate	100 Hz		
Readout interval	0.01 - 100 s		
Voltage	5 VDC		
Power consumption	< 50 mA (Standby)		

BETA-TITANIUM NEEDLES FOR MEDICAL AND ANALYTICAL TECHNOLOGY

High precision, flexible and non-magnetic

Having absolutely no magnetism makes it particularly suitable for analyzers that use magnetic particles, like an immunoassay system.


The fine bore polishing (Ra 0.02 at minimum) reduces the carryover of samples (especially proteins), system flushing time and sample loss



Beta titanium needles flexibility

These sample needles, used for example in liquid handling, can not be bent since their original shape is restored. They are long-lasting due to its shape recovery characteristics with respect to bending (high tensile strength and superior spring characteristics), which contributes to longer life expectancy compared to stainless steel probes.

Their very smooth inner surfaces make these needles especially suitable for precisely dosing and aspirating of samples in the analysis field.



β -Titanium tubes

The β -Titanium tubes are characterized by high strength, but at the same time flexible and lightweight. They are laser-machined with uniquely designed slots, so that even tubes with a diameter of up to 6 mm remain flexible.

Spiral grooves can be selected as a further processing method of β -Titanium tubes, as it is used for example in stents. This high-precision laser processing allows high flexibility, which can be limited to different directions or sections.



Comparison of the properties of β -titanium to stainless steel

	flexibility	magnetism	corrosion resistance
β -titanium	good	not magnetic	very well
stainless steel	bad	can be magnetic	good

HPLC & GC ACCESSOIRES - FITTINGS, CAPILLARY TUBING

For high pressure applications



PEEK Fittings

- PEEK connectors for fluoropolymere tubes (PTFE, PFA, FEP, etc.) or PEEK with ¼-28 UNF, 10-32 UNF or M6-thread
- Flanged & Flangeless fittings for tubing with outer diameters: 1.6 mm, 2.0 mm, 2.5 mm, 3.0 mm und 3.2 mm
- Pressure range of up to 250 bar
- Connectors, adapters, T, Y and cross fittings
- PEEK Pre-torque Flangeless Fittings
- Customized tube assemblies

PEEK-Capillary Tubing

The PEEK capillaries are characterized by an extremely smooth inner surface and high accuracy.

- High-precision PEEK tubing
- Ambient temperature: 260°C
- Inner and outer diameter tolerances: ±0.03 mm
- Outer diameter: 1/16" (1.6 mm)
- Inner diameter: 0.13 mm, 0.18 mm, 0.25 mm, 0.50 mm, 0.75 mm, 1.0 mm



316 stainless steel capillary tubes & Sample loops

The stainless steel capillary pipes are manufactured using a special cutting process so that there is no damage or deformation of the tubes on the cut surfaces. The surface is polished and flat.

- High-precision stainless steel capillary tubes for chromatography
- Max. pressure: 800 bar
- Outer diameter: 1/16" (1.6 mm)
- Inner and outer diameter tolerances: ±0.03 mm
- Inner diameter: 0.25 mm, 0.50 mm, 0.75 mm, 1.0 mm
- As 100 m/roll or in customized lengths
- Also as customized version as a sample loop available


Start shopping fluidic components now !



www.fluidcontrol24.com



Für den Laborbedarf und die Produktion bietet der Onlineshop eine schnelle Übersicht und eine große Auswahl an **Laborpumpen**, wie Laborschlauchpumpen, Dosierpumpen, Labor-Spritzenpumpen, Zahnradpumpen, sowie Steuerungen und Mikrofluidiksystemen an.



Nutzen Sie die Filteroptionen und finden Sie passende **Verbinder** für Ihre Geräteentwicklung. Ob Schlauchverbinder, Gewindeverbinder, Luer-Lock Fittings oder Verbinder aus PEEK - aus einer großen Auswahl von Fittings können Sie schnell die passende Konfiguration für Ihre Anwendung auswählen, indem Sie beispielsweise nach Material, Gewinde, Schlauchgröße und Farbe filtern.



Die Auswahl an **Schläuchen** wird mit den Angeboten unserer Partner stetig erweitert. Nach Größe und Material lassen sich hier Schläuche für Schlauchpumpen und Life-Science-Anwendungen in unterschiedlichen Längen filtern.

Unser Onlineshop – einfach, schnell und übersichtlich!

BMT CONTROLLERS

Controllers

Start networking fluidic experiments

These controllers allow for operation as a stand-alone solution by connecting a monitor and input devices directly to the device connections (HDMI and USB). Program sequences can be loaded via USB sticks and started and stopped using the control buttons.

Several controllers can be connected to a fluidic network via LAN and also wirelessly via Wi-Fi. The simple programming of complex processes, over all connected controllers in the network, can be done centrally using the BMT software.



CON-DC



CON-SP



CON-PZ

SPECIFICATIONS

	CON-DC	CON-SP	CON-PZ
Number of Ports	5	2	up to 4
Input voltage	24 VDC (1.5 A)		
Output signal	3 - 24 VDC (optional Xavitech Black Edition at 5th port)	0 - 440 mA stepper motor control	50 to 340 Vp-p with up to 60Hz
Communication interfaces	Wi-Fi, LAN (10/100) Wi-Fi, LAN (10/100/1000)		
Additional connections	HDMI, 4 x USB, I2C prepared		
RAM	2 GB 4 GB 8 GB		
CPU	1200 MHz 1500 MHz		
Dimensions	approx. 172.00 x 100.00 x 65.00 mm		
Features	<p>Control of DC-pumps or DC-valves individually configurable per port connection</p> <p>Valves:</p> <ul style="list-style-type: none"> Using of holding voltage Latching valve control <p>Pumps:</p> <ul style="list-style-type: none"> Change in flow direction: CW, CCW PWM control Linear flow control programming with start and end parameters 	<p>Parameters for stepper motor pumps can be individually configured.</p> <ul style="list-style-type: none"> RPM, PPS and single step control Step size: full step, 1/2, 1/4, 1/8, 1/16, 1/32, 1/64 and 1/128 Change in flow direction: CW, CCW Linear flow control programming (RPM, PPS) with start and end parameters 	<p>Every port can be equipped with one Takasago piezo driver MPD-200A, which allows the control of up to four times two piezo pumps in parallel.</p> <ul style="list-style-type: none"> Output voltage: 50 – 340 Vp-p Output frequency: 1 – 60Hz Linear flow control programming with start and end parameters

BMT CONTROLLERS

Software
Start networking fluidic experiments

For the development of new devices or in research, new systems for controlling a wide variety of liquids are continuously being developed. Our fluidic systems are designed to meet the requirements of different combinations of fluidic components and shorten the development time of new ideas and solutions.



General program features

- Loading and saving of program sequences over all connected controllers
- Operate directly using the software on the controller
- Starting programs with a USB stick at the controller (stand-alone solution)



Fluidic network

Combine different BMT controllers in a fluidic network using LAN cable or Wi-Fi



Software controlled & programmable

Easily program fluidic operations and control all devices using the BMT PC software



Stand-alone solution

Start fluidic programs directly at the controller from a USB stick


The different BMT controllers can be connected to each other via a network and programmed centrally using the BMT software. In this way, a large number of pumps and valves can be easily combined and many different processes can be created.



The BMT software is constantly being updated with new features. You can find more information about the software solution in our online manual: <https://wiki.pumps-valves.eu>.

AEROSPACE ENGINEERING

With our partner Takasago we offer customised solutions like valves and pumps for the aerospace industry. With the strength of customisation, miniaturisation and integration, Takasago has developed more than 10000 models based on the requirements of our customers. With experience from the medical field and the know-how in production and manufacturing, we are also able to deliver smaller quantities to our customers.



Our experience in creating bespoke solutions and partnership with Takasago brings many benefits:

- Advanced quality control and process control based on 40-years experience in the medical field
- Specialists in custom engineering and high-mix low-volume production
- Realisation of miniaturisation and weight saving

Examples of thruster valves for satellite propulsion systems:

HVA(L) Series



- 2/2-way normally closed, 2/2-way latching
- Orifice diameter: 0.4 mm
- Pressure range: 0 - 2 MPa (input)
- Dimensions: $\varnothing 6.2 \times 31.4 - 58.0$ mm (depending on the model)
- Weight: approx. 8 g
- ISO19683 vibration and shock requirements met (HVA-2-MFE).

HVC-Series



- 2/2-way normally closed
- Orifice diameter: 1.5 mm
- Pressure range: 0 - 2.8 MPa (input)
- Weight: approx. 200 g
- Frictionless moving core

CUSTOMISED SOLUTIONS

Customised products for optimal solutions

One of our greatest strengths, and those of our partners, is the customisation of products. In our catalogue you will therefore only find a selection of products, as the entire range offers several thousand variations.

We work with you to develop your specifications, so that we can offer a product that is customised to fully meet your needs.

With these adjustments and developments we offer you the opportunity to use an optimal product in terms of cost and performance.

In most cases, these specific adjustments and developments are completely free of charge.

EXEMPLARY PROCESS OF SUCH A PROJECT:

1. Request & requirements

You send us a request about a project and we work with you to record all relevant specifications.

2. Meeting & pre-selection

We discuss your project with respective partners, identify a product that is closest to meeting your requirements and discuss possible adjustments and add-ons.

3. Product suggestion

We offer you the most appropriate solutions with the respective adjustments and enhancements and discuss them with you.

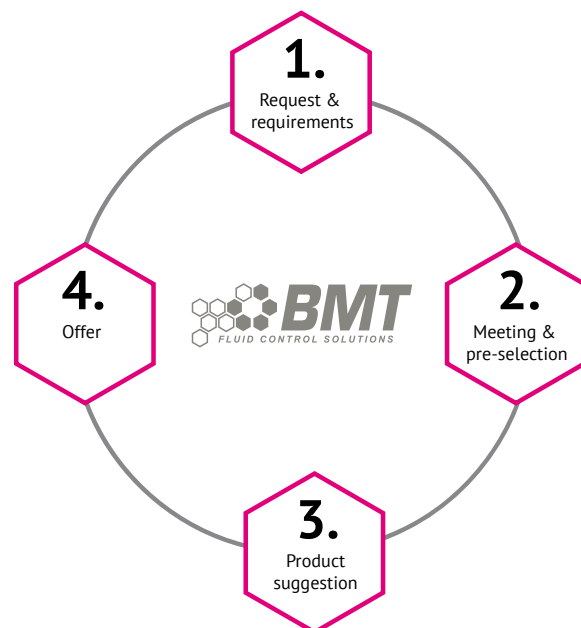
Of course, you can also submit further requests for changes and suggestions.

4. Offer

After discussing the product proposal and integrating your change requests and suggestions, we will submit a detailed offer with the product data sheet for your customer-specific solution.

Changes and optimisations within certain conditions are also possible in the course of the project. Here are a few examples:

- Increase in pressure
- Increase of the flow rate
- Increase of the pumping rate
- Lower power consumption
- Reduction of heat transfer
- Minimisation of the internal volume
- Reduction of the pumping volume
- Optimisation of the response time
- And much more





2024-04

BMT Fluid Control Solutions GmbH

Max-Planck-Straße 16
61381 Friedrichsdorf
Germany

Tel.: +49 - (0)6101 - 95400-30
Fax: +49 - (0)6101 - 95400-39

info@pumps-valves.eu
www.pumps-valves.eu